YESNCER

EVI Super Inverter

VRF (Heat Pump) Unit

Energy-saving and environmental-friendly

Healthy and comfortable

Stable and reliable



ALL DC INVERTER ZMV8

400-803-0833

BAODING YESNCER HEATING AND COOLING EQUIPMENT MANUFACTURING CO., LTD

Address: No. 6, Yuanqu Road, Third Industrial Park, Qingyuan District, Baoding City, Hebei Province, P.R. China

Tel: 0312-8021545

Email: info@yesncer.com

Web: www.yuexinly.com

WeChat Official Account

Electronics Product Brochure

2025 Issue 01

Company Introduction

Yesncer is a modern heating and cooling equipment manufacturer integrating research and development, production, sales and service. After more than 35 years of development, it has grown into a leader in the field of innovation in the central air conditioning terminal industry. The company has 40000 square meters of modern production base, equipped with advanced equipment and strict quality testing system, to ensure that products meet the international first-class standards.

In terms of technology research and development , Yesncer has always been at the forefront of the industry, the company's research and development center technical team of 40 people. The self-developed frequency conversion series fan coil has won wide praise from global users for its excellent performance. The company has a national air conditioning unit performance testing laboratory and -30 ultra-low temperature enthalpy difference testing laboratory to ensure product quality in line with international standards.

At present, Yesncer products sell well in more than 60 countries and regions around the world, and has established OEM cooperative relations with some well-known companies in China. The annual production capacity reaches 500,000 units, fully meeting the needs of domestic and foreign markets.

As a national high-tech enterprise, Yesncer adheres to the beautiful vision of "becoming a unicorn enterprise in the global central air conditioning industry", taking customer demand as the orientation, and providing more comfortable, energy-saving and beautiful heating and cooling solutions for global users.

Contents

› Multiple measures
All efforts to keep green and environmental-friendly 01

› Safety and reliability
Ensure stable operation of air conditioner 06

› Outstanding performance
Provide you extreme comfort 10

› Considerate design
Easy installation and maintenance 16

› Smart interconnection
Easy control for optimal operation 23

› Product parameters 27

Super inverter VRF product lineup

Product lineup of VRF outdoor units

Our super inverter VRF modular outdoor units have a capacity range of single-module outdoor unit of 8–42 HP, and up to four units can be combined in whatever way to achieve a combined capacity of 8–168 HP. The enhanced vapor injection (EVI) scroll compressor can operate in an ultra-wide temperature range from -30°C to 55°C. With high energy efficiency, the outdoor units are more energy-saving.



8-18HP



20-26HP



28-42HP

Product lineup of VRF indoor units



Low ESP Duct (0-50 Pa)

- 2.2-9.0 kW, 200 mm high
- Suitable for hotel rooms, bedrooms, offices, etc.



Mid ESP Duct (120Pa)

- 8.0-16 kW, 255 mm high
- Suitable for meeting rooms, medium-sized and large business places.



High ESP Duct (200 Pa)

- 20-56 kW
- Suitable for exhibition halls, waiting rooms, industrial workshops, large business places, etc.



Wall-mounted

- 2.2-8.0 kW
- Suitable for bedrooms, living rooms, hotel rooms, offices, etc.



One-way Cassette

- 1.8-7.1 kW
- Suitable foroffice, living room and bed room.



Two-way Cassette

- 2.2-8.0 kW
- Suitable for long narrow and long room or corridor.



Four-way Cassette

- 2.8-16 kW
- Suitable for meeting rooms, offices, large/medium-sized/small business places.



Fresh Air Processing (200-400 Pa)

- 14-56 kW
- Suitable for exhibition halls, waiting rooms, medium-sized and large business places, etc.

Installation dimensions of outdoor units

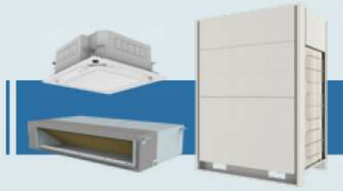

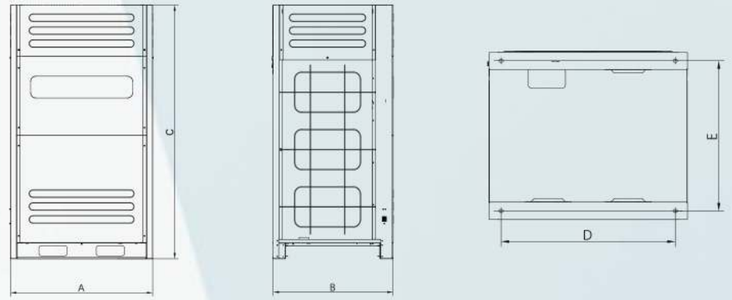

Model	Outline dimensions			Installation dimensions	
	A	B	C	D	E
8HP~18HP	990	837	1770	760	720
20HP~26HP	1356	837	1770	1120	720
28HP~42HP	1990	837	1770	1760	720

Note: Before installing the outdoor unit, please confirm its dimensions to make sure that the space is large enough to install it.

Unit: mm

Installation dimensions of indoor units

(Duct indoor units)

Outline dimensions and air outlet dimensions of the unit:

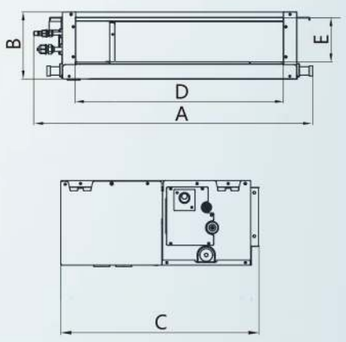

Dimensions of return air inlet (rear air return):

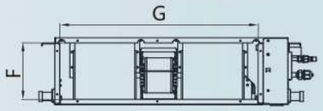

Dimensions of return air inlet (lower air return) and installation spacing

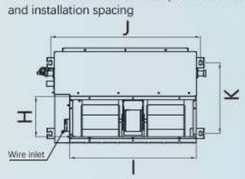

Model		Outline dimensions			Air outlet		Rear return air inlet		Lower return air inlet		Lifting size	
		A	B	C	D	E	F	G	H	I	J	K
Low static pressure	2.2-2.8kW	665	200	470	475	140	170	445	185	445	590	350
	3.6kW	815	200	470	625	140	170	595	185	595	740	350
	4.5-5.6kW	1015	200	470	825	140	170	795	185	795	940	350
	7.1kW	1215	200	470	1025	140	170	995	185	995	1140	350
	8.0-9.0kW	1415	200	470	1225	140	170	1195	185	1195	1340	350
Medium static pressure	8.0-11.2kW	1225	255	730	925	192	210	975	215	975	1140	600
	12.5-16kW	1375	255	730	1075	192	210	1125	215	1125	1290	600
High static pressure	20-33.5kW	1495	455	800	918	350	350	1120	/	/	1250/1390	660
	40-56kW	2035	675	940	1260	350	520	1595	/	/	1905	795

Note: The actual dimensions depend on the actual product.

Unit: (mm)

(Cassette indoor units)

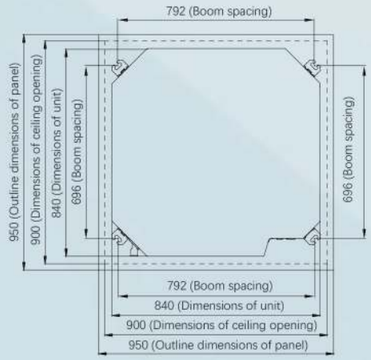

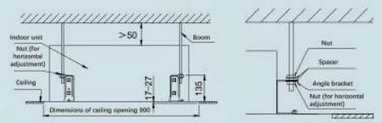

Model	Height of unit (H)
2.2-8kW	205
9-16kW	290

Note: The actual dimensions depend on the actual product.

Unit: mm

High Efficiency

High EER and COP Values

ZMV8 Series achieves the industry's top class energy efficiency of cooling and heating by utilizing DC compressor control, DC Fan motor, and improved performance heat exchanger.

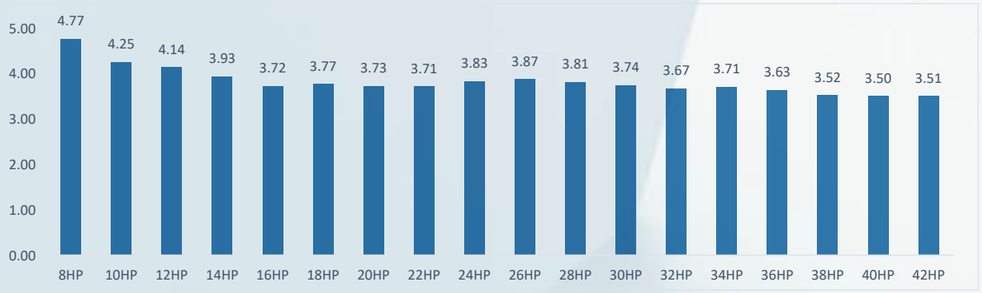

Operate normally all year round thanks • smart energy saving technology

Due to the imbalance between power supply and demand, there may be a shortage of electricity in summer, and use of electricity will be restricted in some places. Our products can automatically identify the operation mode of the whole machine and switch to the ECO mode to respond to the restricted use of electricity in case of a shortage of electricity.

Automatic ECO mode

The system has an automatic ECO mode, in which the system output can be optimized according to the change of ambient temperature, to realize automatic energy saving control in all seasons and improve the comprehensive energy efficiency of the air conditioner in all seasons.

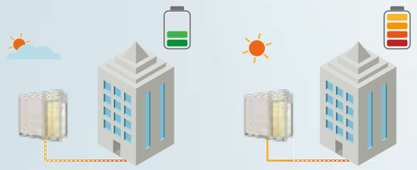

Forced ECO mode

According to the actual consumption of electricity, the unit allows users to set a forced power-limited output mode (as high as level 10 power-limiting setting), to maintain a higher overall output with less power.

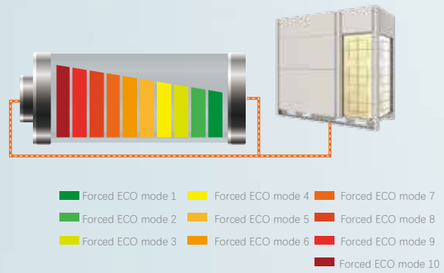

Full DC frequency conversion technology

5D full DC frequency conversion technology, allowing precise stepless adjustment

The 5D full DC frequency conversion technology covers the full DC compressor, full DC motor of indoor and outdoor units, full DC water pump, full DC electronic expansion valve, and full DC electrical control.

Wide stepless frequency conversion

Applying the broadband compressor and powerful frequency conversion control technology, the compressor can operate within a wide frequency range from 0 Hz to 480 Hz, better cope with all kinds of complex and extremely harsh working conditions, and are applicable in a more wide range. The running speed of DC inverter compressor of the outdoor unit can be adjusted continuously and freely according to the change of system capacity, thus enabling accurate adjustment of the refrigerant output.

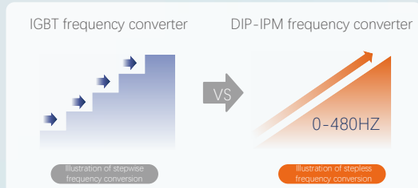

DC indoor unit

By integrating the new generation of DC motor drive technology, the energy saving performance is improved significantly, the vibration is mitigated, the running noise becomes lower, and the energy saving effect is prominent.

- DC water pump

  The brand new series of DC water pump is configured for the indoor unit, which completely addresses the problem of vibration noise of an AC water pump, thus creating a quieter and more comfortable space.

- High-precision electronic expansion valve

  Precise adjustment of refrigerant flow over a wide range and with a high accuracy, thus providing more comfort.


DC water pump


High-precision electronic expansion valve

DC brushless motor

The outdoor unit is configured with a DC motor for the fan, which has a high efficiency, 45% higher than that of an ordinary AC motor, thus largely reducing the energy consumption. The fan supports stepless speed adjustment based on the environment and air conditioning load, which matches the stepless frequency conversion technology of the compressor, and has a high adjustment accuracy, thereby keeping the system pressure in the optimal state, and contributing to higher operating efficiency and stability.

Adaptive evaporation temperature and condensation temperature

As the air conditioning system operates, the indoor temperature will fluctuate due to the difference between the indoor load change and the change of indoor unit capacity. The new control logic integrates the adaptive evaporation temperature and condensation temperature technology, which can achieve better matching between the capacity of the indoor unit and the indoor load, minimize the fluctuation of room temperature, and meet users' needs for comfort.

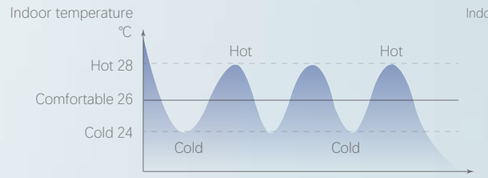

Common VRF unit

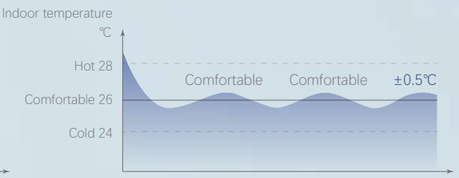

VRF unit integrating adaptive evaporation/ condensation temperature technology

Premium accessories, allowing high-efficiency heat exchange

Optimized heat exchanger and pipeline system, achieving high-efficiency heat exchange

High efficiency heat exchanger

The outdoor unit employs a newly designed high-efficiency G-shaped all-round heat exchanger with high internal teeth. It is featured with smaller air flow resistance, more uniform and full heat exchange, increased heat exchange area and efficiency, reduced frosting during heating in winter, and thus better heating effects.

"2-1" refrigerant circuit

With a specially designed "2-1" refrigerant flow, the amount of liquid refrigerant is effectively increased, the flow resistance is reduced, the refrigerant velocity is increased, and the heat exchange efficiency of the heat exchanger is optimized.

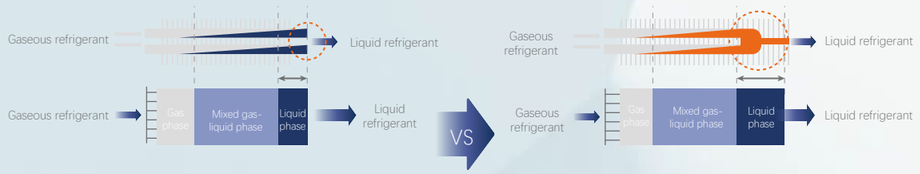

The liquid refrigerant in heat exchanger accounts for a small proportion, leading to a low efficiency.

Ordinary refrigerant circuit

Improve the proportion of liquid refrigerant in the heat exchanger and enhance the heat exchange efficiency.

"2-1" refrigerant circuit

Double-sided three-layer coatings, ensuring long-term and efficient heat exchange of fins

The anti-corrosive coating can effectively mitigate the corrosion of air pollutants to the heat exchanger. The hydrophilic coating makes the air conditioner less prone to frosting during heating, and the lubricating layer can destroy the surface tension of water droplets, and increase the downward flow velocity of condensed water or defrosting water, thus enhancing the performance of the air conditioner.

High-efficiency inner grooved copper tube and new corrugated fins

The new corrugated fins with a high heat transfer efficiency and low pressure loss and high-performance φ7 inner grooved copper tube with spiral lanky teeth are used. As the inner surface area of copper tube is increased, the thermal conductivity is improved;
The hydrophilic corrugated fins have a high frost resistance and facilitate drainage, thus improving the heating performance of air conditioner.

Three-stage supercooling technology, significantly improving the refrigeration capacity

The outdoor heat exchanger adopts a special supercooling section design. Compared with the traditional VRF outdoor unit without a supercooling section, this new design can realize three-stage supercooling, further reduce the refrigerant temperature, and achieve the maximum degree of supercooling for more than 30°C.

Stage-1 supercooling

With the specially designed "2-1" flow, the flow velocity on the liquid refrigerant during refrigeration is increased, thus enhancing the heat exchange efficiency and increasing the degree of supercooling.

Stage-3 supercooling

High-efficiency plate heat exchanger is introduced, realizing by-pass supercooling through the precise adjustment with the electronic expansion valve.
The three-stage supercooling technology can achieve a maximum degree of supercooling for more than 30°C, thus achieving better performance, suitable for longer installation piping and high drop, and meeting the users' demand for energy saving and installation.

Stage-2 supercooling

The stage-2 supercooling is realized by uniquely designed supercooling section of liquid refrigerant at ultra-high flow rate. Because the combined refrigerant has a high flow rate and velocity, the heat exchange efficiency also increases sharply, thus increasing the degree of supercooling.

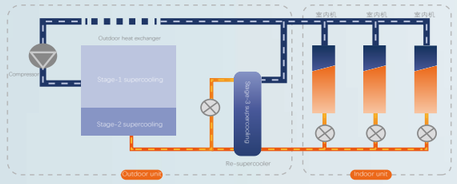

Safety and reliability Ensure stable operation of air conditioner

With the global warming and frequent occurrence of extreme weather, it is becoming more and more urgent to meet the demand of refrigeration and heating in harsh environment. After years of technical development and experience accumulation, the development team developed the super inverter VRF, which can be used in various scenarios. It can keep high-efficiency operation in complex urban building environments both in a hot season and in a snow season.

- Smart oil return
- Precise temperature control
- AI smart defrosting
- User-friendly backup design
- Intelligent programming technology
- Advanced mute technology
- VIP mode
- Centralized control through IoT

EVI compressor

EVI double-injection frequency conversion technology

The system is configured with an EVI compressor of a world-renowned brand and the cold and hot double injection technology. During refrigeration at a high temperature and heating at a low temperature, superheated air is supplied to the middle cavity of the compressor through the high-precision vapor injection valve and the middle air supply pipe of the compressor, thus effectively improving the temperature of air discharged from the compressor, achieving the quasi-two-stage compression, increasing the high-temperature refrigeration capacity by 20% and the low-temperature heating capacity by 15%. It can still work normally to heat air even if the ambient temperature is as low as -30ºC, and can heat air without attenuation at -15ºC.

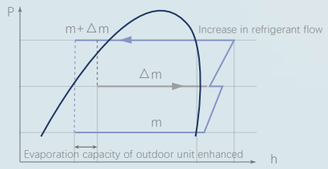

For the heating cycle, for example, when the outdoor ambient temperature becomes very low, the heat exchange capacity of outdoor unit will decrease, and the normal return air volume to the air return inlet of the compressor will decrease. However, by supplementing the refrigerant gas through the intermediate pressure return air injection port, the air replacement volume of the compressor will increase, and the circulating refrigerant for heating by the indoor unit heat exchanger will also increase, thus achieving a higher heating capacity.

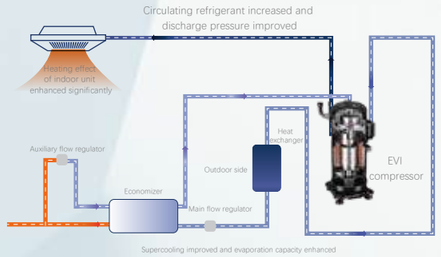

*The systems of various models differ slightly from each other. The illustration above is only for reference.

DC inverter EVI scroll compressor with large displacement and high cavity pressure

1 Over-compression control technology

The over-compression control technology can effectively prevent the increase of power consumption due to excessively high discharge pressure, improve the energy efficiency for part of loads, adapt to the working condition of variable compression ratio, and enhance the compressor performance.

2 Back pressure control technology

When the compressor operates at low load, due to the decrease of compression ratio, the buoyancy on the moving scroll is insufficient. This will lead to the axial imbalance of the moving scroll and fixed scroll and the widening of the gap, which will further cause the leakage of refrigerant and a lower compression efficiency.

3 Differential pressure-based film lubrication technology

In view of the fluid dynamic characteristics, and based on the differential pressure between the dynamic and static scrolls, oil is supplied to the axial and radial rigid contact surfaces inside the compressor to generate oil film for blocking and sealing. This can reduce the loss and operation noise of the models with internal friction, keep the unit running more efficiently and stably, and extend the service life of compressor.

4 EVI technology

The gas refrigerant required is directly injected into the compressor, which can effectively suppress the exhaust temperature. This technology, together with the DC frequency conversion control technology, further enhances the low-temperature heating capacity and stability and thus achieve a much higher energy efficiency of the whole unit.

5 Highly reliable bearing design

The three sections of sliding bearings are all applied with PTFE coating (a mixed coating of Teflon and copper), which contributes to stable operation with lower noise. Meanwhile, the main support of shafting is welded at 12 points, which has a high welding strength and can effectively ensure the reliability of compressor.

6 High-efficiency centralized winding design

The wires of compressor motor are of concentrated winding design or distributed winding design. In the case of concentrated winding, the wires are directly wound into coils so that fewer coils pass through the end face of the stator core. Compared with the distributed winding, the circumference, height, resistance, and copper loss of the coils are all reduced, and the operation efficiency in the middle and low speed ranges is higher.



7 Ultra-wide frequency range operation technology

The compressor has a speed range of 0-160 rps (0-480 Hz), an even wider capacity range, a displacement of up to 96CC. With such a powerful design, it can realize fast cooling and heating of the unit.

8 Anti-turbulence technology

When the compressor runs, the internal refrigerant gas flows at a very high velocity, which will disturb the refrigerant oil at the bottom of oil pool and ruin the oil balance inside the compressor.

9 Highly reliable two-stage oil supply design

With the combined design of centrifugal oiling and differential pressure oil supply, normal oil supply to the upstream pump area can be ensured under normal conditions and when the differential pressure is not built up.

10 Ultrafiltration technology

The compressor integrates the ultrafiltration technology by adopting an internal triple filter design (oil pool filter, suction air filter and EVI filter), which can protect the compressor all-round and improve the operation reliability.

11 New dynamic balance design

With an optimal design of the weight and center of gravity of main and auxiliary balance weights, the optimal static balance and dynamic balance can be realized, the vibration and noise of compressor can be effectively reduced, and the operation stability can be maintained.

12 High-efficiency brushless DC motor rotor made of neodymium magnet

The neodymium magnet has a magnetic force of 10 times that of common ferrate magnet, and a larger starting torque under the same intensity of electromagnetic field, contributing to a higher motor efficiency.

Multiple measures to ensure stability and reliability

Various measures to ensure durability

- Measures to ensure durability of electric control system
- Measures to ensure durability of refrigeration system
- Measures to ensure durability of DC motor

Leading radiator design for electric control module

The air conditioner is equipped with a refrigerant radiator with low flow resistance and high-efficiency fins, the most advanced design in the air conditioning industry. The flow resistance is 70% lower than that of an ordinary refrigerant radiator, and the module temperature reduction is 30ºC more than that with a ventilated radiator and 10ºC more than that with an ordinary refrigerant radiator.
Such a radiator design, plus the optimized air duct design, can rapidly bring away the heat inside the electric control box, thereby maintaining all components within the reliable temperature range.

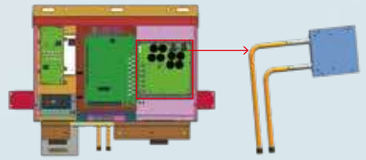

Heat exchanger flow channel with high-efficiency fins

Measures to ensure durability of compressor

Demagnetization protection for compressor

The compressor is designed with a demagnetization protection circuit. When the peak current exceeds the demagnetization protection current setting, the compressor protection will operate to protect the neodymium magnet of the compressor rotor and thus keep the normal operation of the compressor.

Unique design of over-compression unloading valve for fixed scroll

In case of over-compression, the displacement of the compressor is automatically adjusted to reduce the compression loss, adapt to the variable compression ratio, and improve the performance of compressor and the energy efficiency of part of loads.

Automatic oil balance system

The automatic oil balance system can increase the oil storage capacity and improve the reliability of the high-speed compressor while ensuring the cooling/heating performance.

Exhaust temperature sensor installed on the exhaust pipe of compressor

When the temperature is detected to be above the preset safe range, the compressor will be stopped for protection.



The main control board of outdoor unit proactively monitoring the operating current of outdoor unit

When the operating current of outdoor unit exceeds the protection setting for some abnormal reasons, the unit will disable frequency increase or actively reduce the frequency, so that the operating current of the compressor stays within the normal range, thereby protecting the compressor from damage due to overload.

Protection by fast frequency reduction

When the compressor current rises beyond the higher protection setting, the frequency converter will actively reduce the frequency quickly to protect the compressor from overload.

Automatic detection and phase sequence self-adjustment technology

Both the compressor and the fan motor are DC motors. With an advanced design of automatic detection and phase sequence self-adjustment, the unit can automatically correct the phase sequence to maintain normal operation when the power distribution phase sequence of the unit is incorrect.

Multiple measures to ensure stability and reliability

Safe and stable operation over an ultra-wide voltage range

320 V–460 V ultra-wide voltage control technology, much higher than the national standard. Easily adapt to power changes and stay in safe and stable operation.



Anti-liquid strike technology, ensuring the normal operation of compressor

Design of high-efficiency and large-capacity gas-liquid separator

The gas refrigerant and liquid refrigerant are effectively separated, to prevent a large amount of refrigerant being directly sucked into the compressor. Meanwhile, based on such parameters as the suction temperature and exhaust temperature, the liquid return is judged, and the components such as compressor, electronic expansion valve and solenoid valve are adjusted in real time, which can effectively prevent the abnormal liquid strike on the compressor and maintain stable and reliable operation.

Flexible scroll design of compressor

The friction loss and leakage loss of compressor during normal operation are effectively reduced, and the compressor can be effectively unloaded when an abnormal pressure occurs inside, avoiding liquid compression, and greatly improving the operation efficiency and reliability of compressor.

Electric preheating technology and design of one-way valve at the outlet of compressor

This can effectively avoid liquid compression, and prevent backward refrigerant flow, thereby ensuring the stable operation of the compressor.

Diverse protections safeguarding the system in real time



Outstanding performance Provide you extreme comfort

The degree of comfort is an important index to evaluate a central air conditioner. For different application scenarios, scientific air flow distribution, comfortable and pleasant temperature and clean and fresh air all affect the user experience. Our super inverter VRF can work in combination with a variety of indoor units, bringing users a quieter, more comfortable and healthier experience and creating a more pleasant environment.



Precise temperature control, providing you extreme comfort

Precise temperature control, and comfortable air flow in all directions

The parameters of each link of the system (including compressor outlet pressure and temperature sensor, outdoor ambient temperature sensor, return air temperature sensor, evaporator temperature sensor, etc.) are detected by using complete sensors to precisely control the operation mode of the system, maintain the system in the optimal operating state, and get the maximum capacity output with the minimum energy consumption, thus achieving the best energy saving effect.

Temperature sensor with a high accuracy of 0.1ºC

The temperature sensor with a high accuracy of 0.1ºC can sense subtle temperature fluctuation, detect indoor and outdoor units in real time, adjust the capacity output of outdoor unit, minimize indoor temperature fluctuation, keep a comfortable room temperature, avoid large temperature change, and provide better comfort for users.

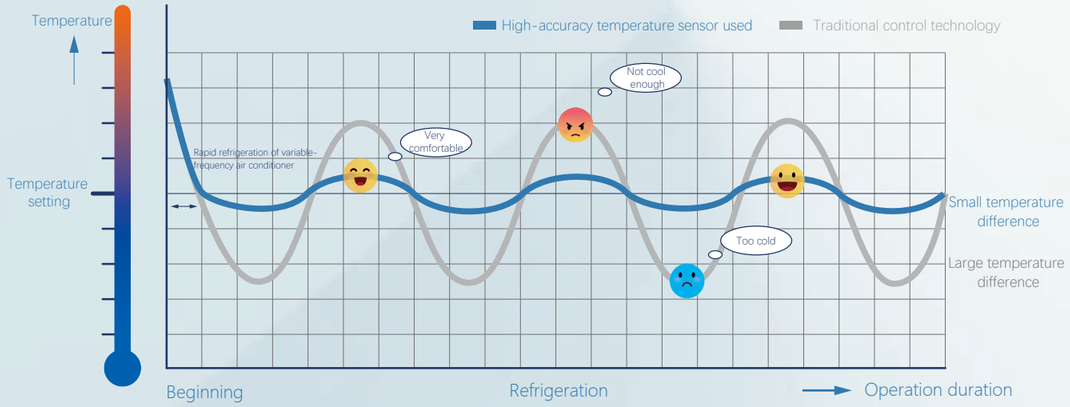

Multi-electronic expansion valves and liquid-side bypass control technology

With the multi-electronic expansion valves and liquid-side bypass control technology, the circulating refrigerant flow can be accurately adjusted, the superheating degree of the compressor can be controlled, the maximum compressor efficiency can be achieved, thus maintaining safe and reliable operation of the compressor.

- Refrigerant balance technology: the advanced refrigerant balance technology can help ensure uniform refrigerant distribution of outdoor heat exchanger and ensure efficient and stable operation of the system.
- Liquid-side bypass control technology: With the multi-electronic expansion valves and liquid-side bypass control technology, the circulating refrigerant flow can be accurately adjusted, the superheating degree of the compressor can be controlled, the maximum compressor efficiency can be achieved, thus maintaining safe and reliable operation of the compressor.

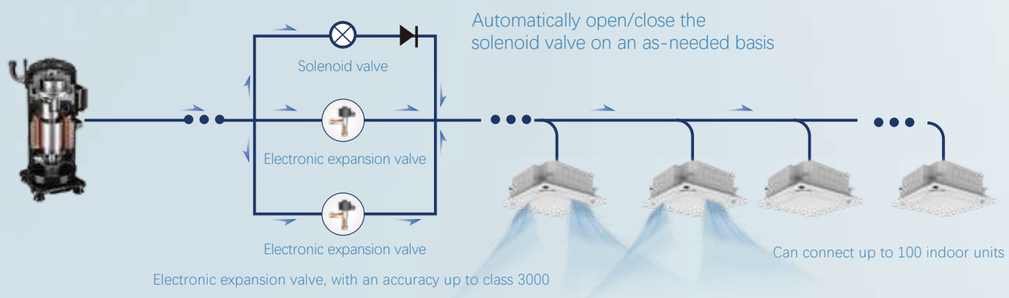

Wide operating temperature range, rapid cooling and heating

Rapid heating

Taking advantage of the large capacity of inverter compressor, by starting the unit quickly by soft start, instantaneous super heating energy output can be achieved, thereby quickly meeting the demand of indoor air conditioning load.





Anti-frosting design at the bottom during heating

The special anti-frosting design at the bottom can maintain frost-free at the bottom of outdoor heat exchanger during heating in winter, and meanwhile, the ice-water mixture remaining along the fins can be fully heated to liquid state during defrosting, and discharged through the bottom drainage hole. This can avoid poor heating effect due to frost accumulation at the bottom.

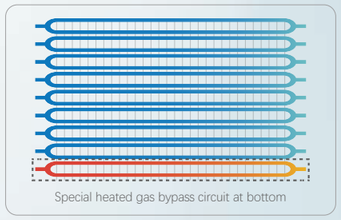
Special heated gas bypass circuit at bottom


Schematic diagram of bottom pipeline

Wide operating range, suitable for more applications

The new VRF units can operate in a wide temperature range, and can operate to heat at the lowest temperature of -30ºC, ensuring satisfactory heating effect in winter. In summer, it can operate to refrigerate at a highest temperature of 55ºC, flexibly cope with special climatic environment, and meet the personalized needs of users in different environments.

Refrigeration: -5ºC to 55ºC Heating: -30ºC to 30ºC

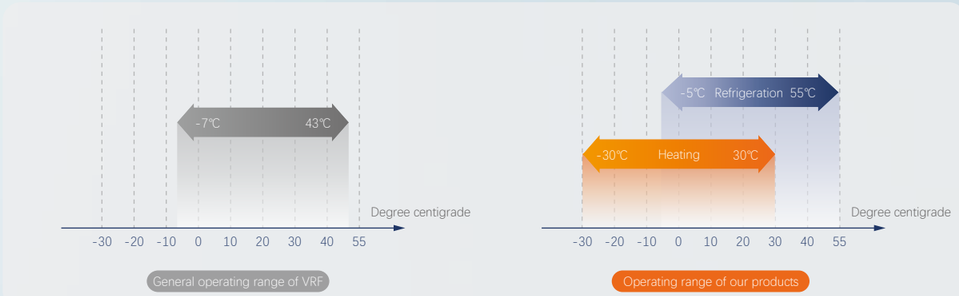

Mute operation

Mute technology

Mute mode

When used in occasions where the noise must be controlled within a certain level, the units must operate silently whether in the daytime or at night. Our VRF provides a variety of mute modes, which can ensure the low noise operation of the unit at any time, The noise level can be as low as 40dB(A).

Night mute mode

The outdoor unit provides a unique night operation setting function. The system can remember and judge the maximum outdoor temperature, and when the system enters low-load operation mode at night, it can automatically switch to mute mode. There are four night operation options, which can be selected as actually needed.

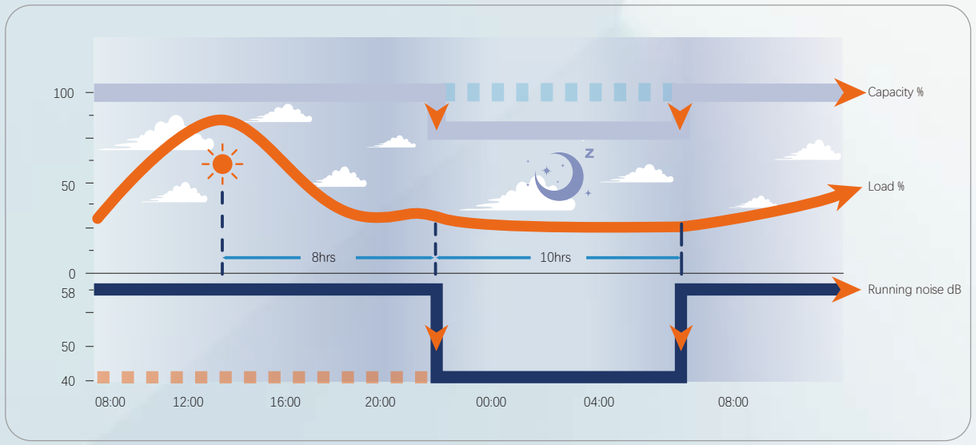

Muting of air duct

Fan blade: The anti-vibration blade design is adopted, special materials are used, which, combining the bionic thin wing design, outer edge flanging design and tail edge notch design, etc., can effectively absorb vibration and noise and reduce the vibration noise caused by the recoil of air flow on the blade.

Guide ring

The design of ultra-high step-type variable-caliber guide ring is adopted, which allows the smooth change of air flow velocity, improves the uniformity of air distribution, increases the air supply distance, effectively prevents the short circuit of air flow, reduces the energy consumption of the fan, and suppresses the ventilation noise. The design of high ring ribs and vertical ribs outside the guide ring has higher stiffness and bending strength, thus effectively reducing the vibration noise when the fan is running; The extended guide ring design also significantly improves the pressure resistance of the fan and increases the air supply distance of the fan.

Motor bracket

The aviation-grade high-strength alloy tubular motor bracket is used, which is of a non-resonant hanger structure. It is robust and durable, and can reduce the wind resistance, improve the air volume and lower the noise.

DC motor

The stepless speed regulation with low electromagnetic sound keeps the system in the optimal state, contributing to a higher operating efficiency and stability and lower operating noise.

User-friendly multiple backup design

User-friendly multiple backup design

Backup of fans

Some basic modules are of a dual-fan design, so that when one fan fails, the other fan can switch to operation, thereby avoiding sudden shutdown.

Backup of compressors

For the basic modules configured with two compressors, when one compressor fails, the other can switch to operation in emergency to meet the users' demand.

Backup of modules

Our VRF system supports the combination of four separate units, with each unit being a basic module. For multi-module combination, when one of the external units fails, it can be disconnected from the system, and the other modules can maintain the operation, reducing the impact of failure.

Fan backup

The outdoor unit is designed with two fans. When one fan fails, the other fan can switch to operation in emergency to prevent shutdown and avoid loss to users.



Each fan starts running according to the demand normally

When a fan fails, the other one can be turned on in emergency to prevent shutdown and avoid loss to users

Compressor backup

For modules configured with two compressors, the two compressors can intelligently take turns to operate under partial load, and when one fails, the other one will immediately take over and start to operate.



Normally, load is distributed between the two compressors intelligently to keep balanced operation

When one compressor fails, the other one takes over and starts to operate in emergency so as not to interrupt the normal use of users.

Module backup

The modules in the same system are mutually backed up, so that in case that a module fails, the system can still keep running.



Intelligent load sharing between two modules normally

When a module fails, the other module automatically switches to operation

Running state | Fault or shutdown

Backup of pressure sensors

When a pressure sensor of the unit fails, the system can still read the pressure switch signal to control the unit, thus keeping the system operation uninterrupted.

Backup of temperature sensors

When an exhaust temperature sensor fails, the system intelligently judges the pressure and current signals. If the data is normal, the unit will keep operating normally, ensuring the user experience.

Backup of return oil capillary

The system adopts a dual return oil capillary design. In this way, when a capillary is blocked, the other one can still work normally, so that the normal operation of the system will not be interrupted.

Remote IoT, providing convenience for your life

Remote IoT-based central control system

Cooperating with communication service providers

Global positioning and information transmission of the unit is supported, the operation status of the unit is fed back in real time, failure of the unit is predicted in advance, top priority is paid to energy consumption of the unit, and the operation mode is optimized.

Via the VRF cloud service platform

Users can learn the running status of the unit in offices, buildings, shops and other places anytime and anywhere, remotely control the equipment for centralized management. The one-button energy-saving strategy can realize equipment energy saving, monitor the running status of the equipment in real time, and remind users of equipment fault, if occurring, by SMS in real time.

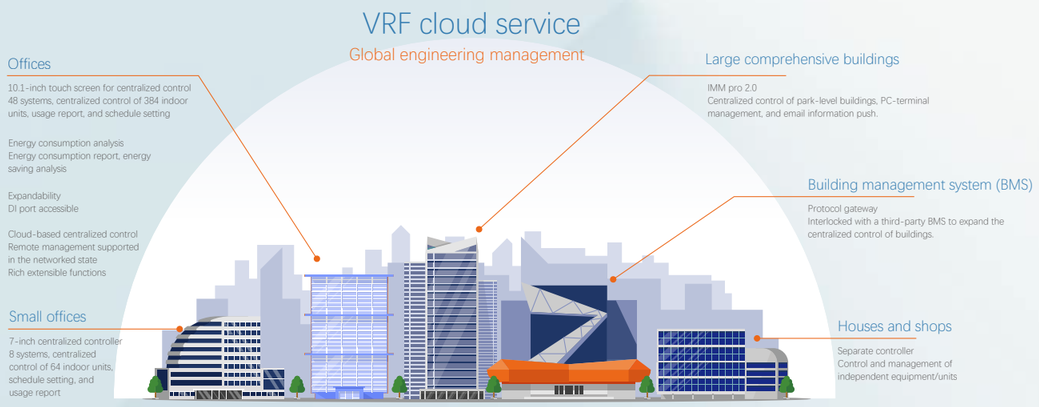

VIP mode

Air conditioners can be set to different priorities depending on the importance of room. If set to a high priority of VIP mode, the demand of VIP indoor units will be satisfied first when the system output is limited.

Refrigeration only
The indoor unit running in refrigeration or air supply mode operates normally, while the indoor units running in heating mode display a mode conflict.

Refrigeration priority
When the indoor unit running in heating mode stops, the operation panel will display "Non-priority" or "Standby", while the indoor unit running in refrigeration mode continues to operate normally.

VIP priority
If #63 indoor unit is set to VIP priority, the operating mode of VIP indoor unit has a priority.

Heating only
The indoor unit running in heating mode operates normally, while the indoor units running in refrigeration or air supply mode display a mode conflict.

Heating priority
When the indoor unit running in refrigeration or air supply mode stops, the operation panel will display "Non-priority" or "Standby", while the indoor unit running in heating mode continues to operate normally.

Automatic priority
Automatic judgement to refrigerate or heat according to the ambient temperature has a priority.

Considerate design Easy installation and maintenance

Excellent experience not only lies in the product itself, but also comes from reliable design and installation. We care users' needs. While providing air-conditioner products with excellent performance, we also fully consider every link from installation to use and maintenance. Our super inverter VRF is of such user-friendly design as long piping for installation, super large capacity of indoor unit, and intelligent diagnosis, which can flexibly address the problems encountered in installation, use and maintenance. It breaks the traditional constraints, and brings users a convenient and intelligent experience.

Installation
Small size, long piping, high drop, high static pressure, and multiple indoor units

Operation
Resistant to headwind, snow, lightning strike, corrosion and aging

Maintenance
Automatic cleaning, wireless communication, intelligent diagnosis, and fault information storage

Extra-long piping, allowing convenient installation



Extra-long piping and high drop

- Total pipe length: 1100 m
- Maximum actual single-pipe length: 220 m
- Maximum equivalent single-pipe length: 260 m
- Maximum length behind the first branch pipe: 120 m
- Positive drop: 100 m
- Negative drop: 110 m
- Indoor unit drop: 40 m
- Communication distance: 2000 m



01 General manager's office

The comfort and quietness of the space environment foremost; multiple patented mute components and advanced technology used to realize ultra-low-noise operation.





02 Meeting room

Demand for immediate and rapid refrigeration; famous and excellent core components and technology used, which can realize ultra-low-noise operation, improve heat exchange rate and realize fast refrigeration.





03 Reference room

Constant temperature demand; stable and reliable system operation, multiple protection functions, and better response to environmental changes.





04 Office area

Large area; the accuracy of air conditioner in temperature control matters a lot.



Ultra-high hydrostatic pressure, allowing worry-free use

120 Pa outlet static pressure

The high-efficiency axial flow blades and air ducts, designed based on advanced concepts such as computer fluid analysis and air duct simulation technology, have better air inlet angle and air outlet angle. Combining the unique design of guide ring of ultra-high step-type variable-caliber fan and a new type of DC brushless motor, the outdoor unit can achieve free adjustment of static pressure and better air discharge, ensuring smooth air flow and excellent heat exchange effect of the outdoor unit.

The maximum static pressure of outdoor unit can reach up to 120 Pa, thus ensuring the heat dissipation effect of the unit

- Under the condition of without changing the noise, fan blades and DC fan motors with larger air volume are used to achieve higher static pressure of outdoor unit, ensure the heat dissipation effect of outdoor unit, and optimize the operating conditions of outdoor unit.
- More louver specifications are available, ensuring better heat dissipation effects in the case of both layered layout and centralized layout.

Many indoor units can be connected

The number of indoor units that can be connected and the connection rate increased

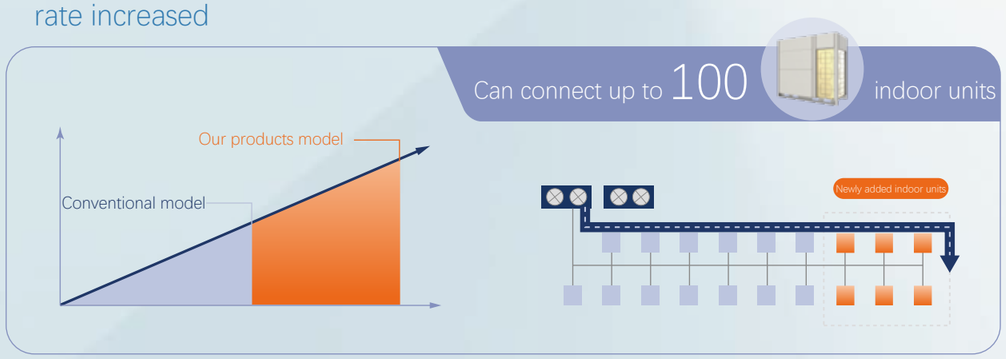

Safe and stable operation, allowing worry-free use

Headwind prevention of fan

When the external force causes the outdoor unit fan to rotate reversely, if the air conditioner is started, it will stop the fan first, and then make the fan rotate forward again according to the program to protect the fan and blades from damage.

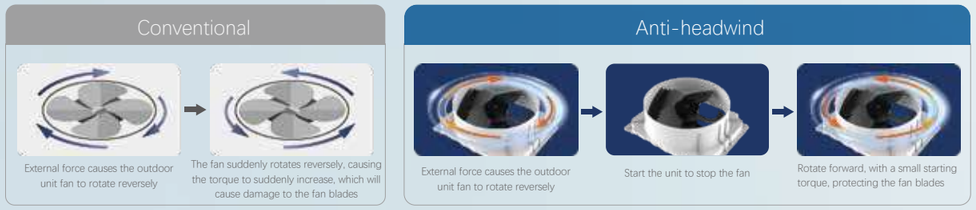

Multiple functions for a higher efficiency

Prevention of snow accumulation

In severe weather conditions such as a snowstorm, even if the outdoor unit is not running, the intelligent sensor on the outdoor unit circuit board will be shorted-circuited after sensing the external snow signal, and the outdoor fan motor will start to run at full speed to prevent the outdoor unit from being covered with snow. If the user uses the air conditioner, the fan will operate normally instead.



*This function is optional.

Lightning strike protection

The outdoor unit is specially designed with lightning protection in the circuit, which can prevent interference and lightning strike. In addition, together with the reliable grounding design inside the unit and stringent requirements for installation outside the factory, it can ensure more stable and reliable operation of the system.

Anti-aging

The indoor unit casing, outdoor unit casing, and various controller casings are all designed against aging, which can better avoid the color difference due to yellowing of the casing after long-term use of the unit and maintain the good-looking appearance of the unit.

Anti-corrosion treatment

Anti-corrosion technology and anti-corrosion materials are used, which can extend the normal service life of air conditioner units even in special applications such as coastal areas. The anti-corrosion technologies for various components are stated below:

(1) Stainless steel screws or high-performance anti-corrosion screws are used;
(2) Electrical components are constructed of an integrated closed structure and are applied with special anti-corrosive coatings;
(3) The highly anti-corrosive and hydrophilic aluminum foil heat exchanger fins are used, and the anti-corrosive primer is added to improve the anti-corrosion effect of the fins;
(4) The protective net is dipped with ultraviolet resistant powder and subjected to deep anti-corrosion treatment;
(5) Sheet metal parts are subjected to phosphating treatment on the surface, and are applied with special anti-corrosive materials. Through double anti-corrosion treatment, the anti-corrosion ability of sheet metal is greatly improved;
(6) The copper pipe weld is applied with anti-corrosive paint;
(7) The pressure vessel is subjected to phosphating treatment on the surface, which provides a high anti-corrosion performance;
(8) Plastic sealed motor is used;
(9) The electric control board is applied with moisture-proof oil;
(10) The metal plate of electric control box is applied with anti-corrosive coating on the surface.

Automatic evaluation and filling of refrigerant

Automatic evaluation of refrigerant

With an advanced intelligent control program, the amount of refrigerant flowing in the system is monitored in real time and intelligently evaluated according to the operating status of the system, thereby ensuring the stable operation of the system. In this way, the refrigerant status of the system can be understood in real time by checking the relevant data on the host computer.

Automatic filling of refrigerant

By comprehensively evaluating the parameters such as temperature, supercooling degree, and pressure during the test run of the system, the refrigerant filled in the outdoor unit can be effectively judged, thus making the maintenance of the air conditioning system more convenient and improving the efficiency of unit installation and commissioning.

Smart recovery, convenient for maintenance

Automatic recovery of refrigerant

The unit has the function of automatic intelligent recovery of refrigerant by one click. During unit maintenance, the refrigerant can be automatically recovered to the indoor unit or other normal outdoor units by pressing the key on the main control panel of outdoor unit, which not only effectively protects the environment, but also saves the maintenance cost.

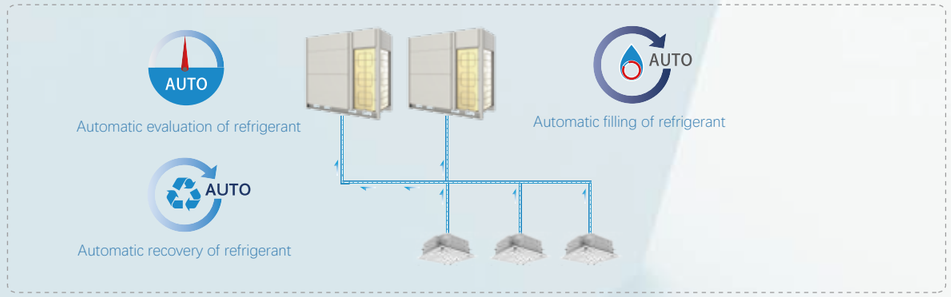

Better user experience design, more convenient for installation and maintenance

360º pipe connection

The pipe can be freely connected in the front, at the back, on the side, or at the bottom. This provides convenience for installation and use, without the need of making compromises in the installation due to a limited space.

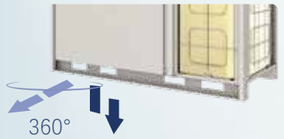

Design of outdoor unit without oil balance tube

No oil balance tube is required between outdoor unit modules. This reduces the pipeline leakage points, ensures stable and efficient oil return, and allows more convenient installation.

Power-off emergency repair of indoor unit

When an indoor unit fails and needs to de-energized for repair, it can be powered off independently, which will not affect the normal operation of the whole system. In addition, the number of power-off units and power-off duration can be set as needed, which improves the flexibility and convenience of maintenance.

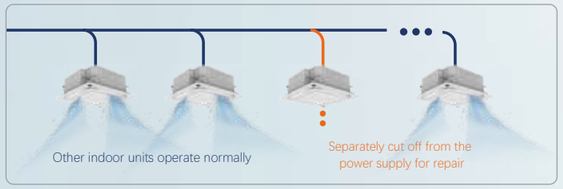

Self-cleaning and dedusting functions

Wireless communication

Intelligent diagnosis and commissioning software

Non-polar communication

Positioning of indoor and outdoor units

Automatic address assignment

Intelligent diagnosis for easy and efficient management

Intelligent diagnosis for easy and efficient management

Recognition of insufficient power supply

In some occasions, when a diesel generator is used to supply power temporarily, the outdoor unit can recognize the signal of insufficient power supply, adapt to the low voltage load, and send the signal to the indoor unit. In this case, only the VIP rooms are allowed to use air conditioners, while other rooms are not allowed.

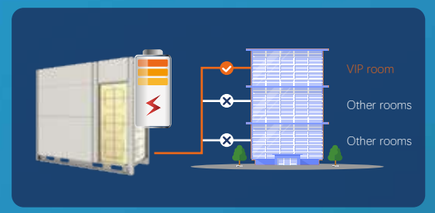

Interlocked with fire protection system and shutdown in emergency

The interfaces reserved on the indoor and outdoor units can connect the building's fire protection system. In this way, when a fire alarm is triggered, the system will automatically shut down to avoid greater risk and loss and ensure safe use.



Automatic restart with memory after power failure

Both the indoor unit and outdoor unit may be unexpectedly powered off during operation. In this case, the system will record the running state before the power failure, and when the power supply is restored, the system will automatically return to the state before the power failure without the need of resetting.



Storage of fault information in black box

The DC inverter has a "black box" data storage device: the "black box" data storage device can automatically store the data of the main machine, indoor unit and control system and the cause of the fault when a fault occurs, and the "black box" can record the fault data, which can also be saved even when power is off, without limit on the duration of storage.



Interlocked with room card

With the room card and access control management functions, the units can be interlocked with hotel room or smart home system for management. When the card is inserted, the air conditioner starts to work, and automatically executes the earlier operation mode, thus avoiding waste and being more efficient and convenient.



Construction supervision

The system has a built-in intelligent lock, which can be unlocked with one key after being actually installed according to the specifications, ensuring the operation reliability of the whole system and avoiding the problems caused by incorrect installation by humans. In combination with the intelligent air conditioner management system, the system can be locked in case of arrears, which is convenient for management.



Smart interconnection Easy control for optimal operation

Technology changes life, and AI makes life more convenient. Our super inverter VRF is equipped with diverse controllers and control modes, the intelligent and efficient centralized management system can help you solve the problems on the management of traditional central air-conditioning system, thus meeting the needs of different occasions, and allowing you to manage your central air-conditioning system freely and conveniently.



Intelligent control for convenient life

Diverse control modes

Our products support a variety of control modes to meet the needs of different populations at different places.



Remote control

Features

One to one
Suitable for all indoor units

Advantages

The traditional remote controller is powered by battery, which can be flexibly and conveniently installed and removed.



Wire controller

Features

One to one
Control a certain indoor unit

Advantages

1. Mounted on the wall, and will not get lost;
2. Powered by the indoor unit, without the need of batteries, which is convenient.



Centralized controller (4-inch)

Features

Can control up to 128 indoor units and 16 refrigerant systems

Advantages

Small in size, compatible with 86 type box mounting holes



Touch centralized controller (7-inch)

Features

Large screen, control by group

Advantages

1. Can control many indoor units, facilitating centralized management;
2. Powerful functions such as indoor unit group management and weekly timing;
3. Automatic division of independent electric quantity

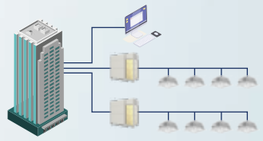

BMS

Features

Provide a common protocol for centralized control of air conditioners, lighting system, fire system, and other systems.

Advantages

Provide a common protocol for integrating the air conditioners, lighting system, fire system, and other systems for automatic building management.



Intelligent gateway control

Features

Through each intelligent gateway, 64 indoor units can be centrally controlled by computer/mobile phone /iPad.

Advantages

1. Control is possible in any time and at any place, as long as network signal is available for the mobile phone;
2. Multiple indoor units can be centrally controlled, facilitating unified management.



Hotel card insertion system

Features

Connect the air conditioner to the hotel card management system for central control with other electrical appliances

Advantages

A new generation of hotel card insertion system, compatible with strong current and weak current control, making it easy to access to various hotel room card insertion systems.



Remote control

With clock, timing, swing air supply and other functions;
Simple and small, powered by traditional #7 battery, ultra-low power consumption;
Backlight display+fluorescent button (optional), convenient for night operations;
Multiple mode setting functions (automatic, refrigeration, heating, dehumidification, multi-stage air supply);
The address of indoor unit can be set automatically through the remote control, making installation and commissioning fast and convenient;
Sleep/mute/ECO/power saving and other additional functions, fast switching between refrigeration and heating with one key.



Wire controller

Also with the remote control and receiving functions, and can receive the remote control as long as you point to it;
With the functions of clock, timing, swing air supply, filter cleaning warning, energy-saving operation, etc.
Support setting of a variety of operation modes (automatic, refrigeration, heating, dehumidification, multi-stage air supply);
Latest fashionable design, touch buttons, good-looking, and simple to operate;
Backlight display, Chinese characters, convenient to operate even at night; WIFI function optional, which can realize remote control;
10-stage static pressure adjustable, precisely matching the requirements of multi-branch air ducts, with excellent adaptability for engineering installation.
Operating status query, parameter setting, address setting, and achieving master-slave line controller control of the same indoor unit through parameter configuration.



Touch centralized controller (7-inch)

With the functions of fault warning, mode locking, ECO setting, etc.
Full touch screen design, good-looking, multi-languages supported, and convenient to operate;
Support any timing, group timing, weekly timing, holiday timing and schedule management functions;
Can make statistics of the operating state change records and daily execution of all equipment, and export data;
Support mode locking, remote locking, VIP locking, single unit control, group control and all control;
Can export graphical reports, operation status (fault record), log management, energy consumption management table and other data;
Up to 100 indoor units form an air-conditioner LAN, which can be directly connected with multiple VRF indoor and outdoor units for communication conveniently.

Network-based centralized control system

Based on the distributed architecture, the brand new centralized control system allows administrators to log in to the control system through a browser to realize the automation and remote online management and control of air conditioners. In addition, it has the functions of automatic power division, building control and schedule management, which can provide professional solutions for enterprises and users, help you effectively control the overall use of the central air conditioning system, and provide you with an efficient and intelligent one-stop solution for the air conditioning system.

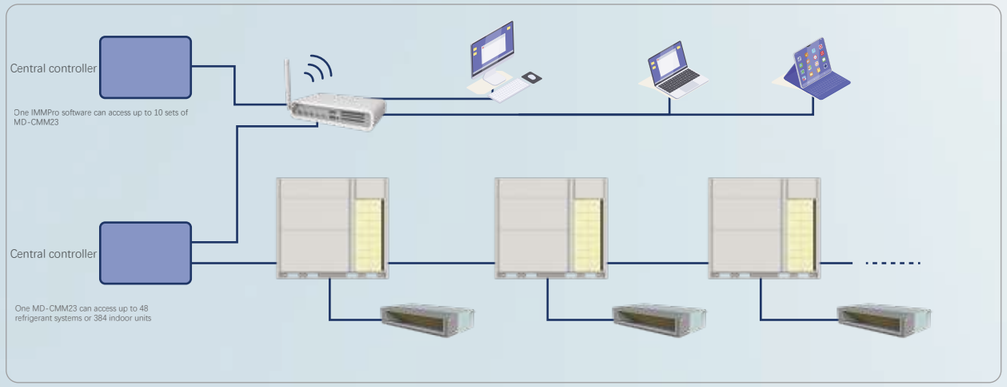

The system can realize remote centralized monitoring in the LAN, and support the operation of browsers such as Chrome and mobile devices (such as Android and iOS). The report of power division and the report of device operation record are output in csv and excel formats, which is convenient for statistics. It can be directly connected to the outdoor unit easily, reducing wiring difficulty, saving engineering time and cost.

Main functions:

(1) Temperature authority and scope management
(2) Equipment monitoring
(3) Air conditioner authority management
(4) Fault management
(5) Schedule management function
(6) Statistics of cumulative running time
(7) Prepayment function
(8) Time-of-use electricity pricing
(9) Statistics of data and report output
(10) Exclusive VIP grouping
(11) Statistics of overall energy consumption of buildings
(12) Automatic backup of billing data.



Individual billing:

The household billing system has an algorithm for power division and management. Based on the operating data of indoor/outdoor units, such as operating time, capacity and opening of electronic expansion valve, the household metering software distributes the total power consumption measured by the electric meter to each indoor unit, realizing scientific and reasonable individual billing.

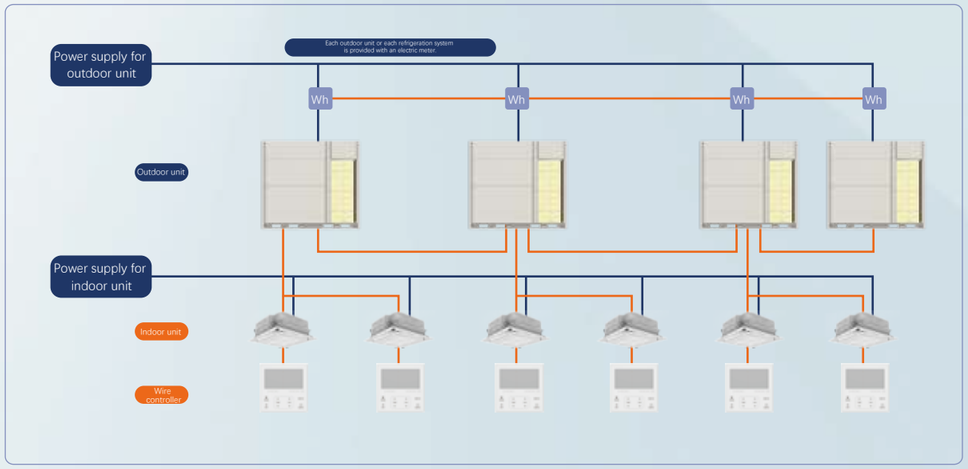

Main characteristics:

1. Automatic deducting from prepayment;
2. Recharge record query;
3. Electricity arrears alarm;
4. Flexible allocation of air conditioning expenses in public areas (multiple modes optional) can be realized

Specifications
ZMV8 Outdoor units

Model: YXLN-V***W/DSN1-TA0			255	285	335	400	450	505												
Model: YXLN-V***W/DSN1-TB0									560	615	685	735								
Model: YXLN-V***W/DSN1-TC0													800	850	900	955	1010	1060	1120	1170
Appearance																				
HP			8	10	12	14	16	18	20	22	24	26	28	30	32	34	36	38	40	42
Power supply			3N~380V 50Hz																	
Cooling	Capacity	kW	25.5	28.5	33.5	40	45	50.5	56	61.5	68.5	73.5	80	85	90	95.5	101	106	112	117
	Power input	W	5350	6700	8100	10180	12100	13400	15020	16560	17900	18970	20990	22750	24550	25760	27820	30120	31990	33380
	Rated current	A	9.05	11.39	13.11	17.17	20.3	22.65	25.29	27.85	30.10	31.90	35.48	38.26	41.29	43.32	46.79	50.66	53.80	56.42
	EER	W/W	4.77	4.25	4.14	3.93	3.72	3.77	3.73	3.71	3.83	3.87	3.81	3.74	3.67	3.71	3.63	3.52	3.50	3.51
Heating	Capacity	kW	27.4	31.5	37.5	45	50	56	63	69	75	81.5	89.5	95	100	106	112	119	123.5	130
	Power input	W	5300	6650	8200	10600	12000	13400	15200	16800	17500	19180	21200	22890	23820	25670	27180	29560	31680	33060
	Rated current	A	9.01	11.3	13.27	17.88	20.25	22.65	25.7	28.4	29.58	32.42	35.84	38.70	40.27	43.39	45.95	49.97	53.55	55.88
	COP	W/W	5.17	4.74	4.57	4.25	4.17	4.18	4.14	4.11	4.29	4.25	4.22	4.15	4.20	4.13	4.12	4.03	3.90	3.93
APF		Wh/Wh	5.3	5.0	4.9	4.85	4.8	4.7	4.65	4.6	4.7	4.6	4.55	4.6	4.55	4.5	4.45	4.15	4.1	4
IPLV(C)		W/W	10.0	9.80	9.65	9.5	9.3	9.2	8.9	8.8	8.8	8.6	8.5	8.4	8.3	8.25	8.2	8.15	8.1	8.0
Maximum quantity of connectable IDU		Set	13	16	19	23	26	29	33	36	39	43	46	50	53	56	59	63	64	64
Maximum operating current		A	17	18.8	23	26.2	31.7	33	40.5	41.5	46.00	51.00	52.00	56.80	57.00	63.70	64.00	74.60	75.00	80.00
Maximum power input		W	12100	13160	14410	15300	19100	19500	23900	24500	25900	28000	29500	31800	32900	34500	35100	46100	46300	46300
Maximum discharge/suction pressure		MPa	4.4/1.6																	
Compressor	Type		EVI DC Inverter Scroll Compressor																	
	Brand		GMCC																	
Outdoor fan	Fan motor type		Brushless DC Motor																	
	Brand		LT Motor																	
	Airflow volume	m^3/h	13000	13000	14500	15600	15600	16500	22000	22000	21500	21500	29000	28000	28000	29000	29000	29000	30000	30000
Sound pressure level		dB (A)	≤56	≤57	≤59			≤60	≤63	≤63	≤62	≤62	≤63	≤64	≤64	≤65	≤65	≤66	≤67	≤68
Dimension (W*H*D)	Unit	mm	990*1770*837						1356*1770*837				1990*1770*837							
	Package	mm	1060*1935*910						1425*1935*910				2060*1935*910							
Weight	Net	kg	206	206	206	224	224	226	280	280	300	300	400	448	448	453	453	466	466	468
	Gross	kg	220	220	220	238	238	240	298	198	318	318	422	470	470	475	475	488	488	490
Refrigerant	Type		R410A																	
	Throttling type		Electronic Expansion Valve (EEV)																	
	Factory charging	kg	7.5	7.5	7.5	8.0	8.0	8.5	10.3	10.3	13.0	13.0	19.0	21.0	21.0	21.0	21.0	24.0	24.0	24.0
Pipes connection	Liquid pipe	mm	φ12.7	φ12.7	φ12.7	φ16	φ16	φ16	φ19.1	φ19.1	φ19.1	φ19.1	φ22	φ22	φ22	φ22	φ22	φ22	φ22	φ22
	Gas pipie	mm	φ25.4	φ25.4	φ25.4	φ28.6	φ28.6	φ28.6	φ31.8	φ31.8	φ31.8	φ31.8	φ31.8	φ38.1	φ38.1	φ38.1	φ38.1	φ38.1	φ38.1	φ38.1
	Connection type		Welding																	
Operation range	Cooling	℃	-5℃-55℃																	
	Heating	℃	-30℃-30℃																	
Stuffing QTY(40HQ)			26	26	26	26	26	26	16	16	16	16	13	13	13	13	13	13	13	13

Notes:
Capacities are based on the following conditions:
Cooling: Indoor temperature 27℃ DB / 19℃WB; Outdoor temperature 35℃ DB / 24℃WB;
Heating: Indoor temperature 20℃ DB / 15℃WB; Outdoor temperature 7℃ DB / 6℃WB;
Piping length: Interconnecting piping length is 7.5m, level difference is zero.
Sound values are measured in a semi-anechoic room, at a position 1m in front of the unit and 1.3m above the floor.
The above combined types are factory-recommended type. The combined type also can be combined at will.

Specifications

Duct indoor units

Low static pressure duct



Low ESP Duct indoor unit (with water pump, without electric heating)									
Model		YXLN-V22F1Y-HFAA	YXLN-V28F1Y-HFAA	YXLN-V36F1Y-HFA	YXLN-V45F1Y-HFB	YXLN-V56F1Y-HFB	YXLN-V71F1Y-HFC	YXLN-V80F1Y-HFCA	YXLN-V90F1Y-HFCA
Power supply		220V-1PH-50Hz							
Cooling capacity	W	2200	2800	3600	4500	5600	7100	8000	9000
Heating capacity	W	2600	3200	4000	5000	6300	8000	9000	10000
Power input	W	30	30	50	66	66	88	120	120
Operating current	A	0.15	0.15	0.2	0.3	0.3	0.4	0.7	0.7
Fan motor type		Brushless DC Motor							
Airflow volume	m³/h	450	450	650	750	750	1000	1400	1400
External Static pressure	Pa	0-50	0-50	0-50	0-50	0-50	0-50	0-50	0-50
Sound pressure level	dB(A)	21-32	21-32	21-33	29-35	29-35	30-38	32-42	32-42
Net Dimension (WxDxH)	mm	550X450X200	550X450X200	700X450X200	900X450X200	900X450X200	1100X450X200	1300X450X200	1300X450X200
Packing Dimension (WxDxH)	mm	780X540X250	780X540X250	930X540X250	1130X540X250	1130X540X250	1330X540X250	1545X555X270	1545X555X270
Net weight	kg	14.5	14.5	16.5	19.5	19.5	24.5	28.5	29.5
Connecting pipes (Gas/liquid)	mm	9.52/6.35	9.52/6.35	12.7/6.35	12.7/6.35	12.7/6.35	15.88/9.52	15.88/9.52	15.88/9.52

Low ESP Duct indoor unit (with water pump and electric heating)									
Model		YXLN-V22F1EY-HFAA	YXLN-V28F1EY-HFAA	YXLN-V36F1EY-HFA	YXLN-V45F1EY-HFB	YXLN-V56F1EY-HFB	YXLN-V71F1EY-HFC	YXLN-V80F1EY-HFCA	YXLN-V90F1EY-HFCA
Power supply		220V-1PH-50Hz							
Cooling capacity	W	2200	2800	3600	4500	5600	7100	8000	9000
Heating capacity	W	2600+750(PTC)	3200+750(PTC)	4000+750(PTC)	5000+1200(PTC)	6300+1200(PTC)	8000+1500(PTC)	9000+2200(PTC)	10000+2200(PTC)
Power input	W	30+750(PTC)	30+750(PTC)	50+750(PTC)	66+1200(PTC)	66+1200(PTC)	88+1500(PTC)	120+2200(PTC)	120+2200(PTC)
Operating current	A	0.15+3.4(PTC)	0.15+3.4(PTC)	0.2+3.4(PTC)	0.3+5.5(PTC)	0.3+5.5(PTC)	0.4+6.82(PTC)	0.7+10(PTC)	0.7+10(PTC)
Fan motor type		Brushless DC Motor							
Airflow volume	m³/h	450	450	650	750	750	1000	1400	1400
External Static pressure	Pa	0-50	0-50	0-50	0-50	0-50	0-50	0-50	0-50
Sound pressure level	dB(A)	21-32	21-32	21-33	29-35	29-35	30-38	32-42	32-42
Net Dimension (WxDxH)	mm	550X450X200	550X450X200	700X450X200	900X450X200	900X450X200	1100X450X200	1300X450X200	1300X450X200
Packing Dimension (WxDxH)	mm	780X540X250	780X540X250	930X540X250	1130X540X250	1130X540X250	1330X540X250	1545X555X270	1545X555X270
Net weight	kg	15	15	16.5	19.5	19.5	25	29	30
Connecting pipes (Gas/liquid)	mm	9.52/6.35	9.52/6.35	12.7/6.35	12.7/6.35	12.7/6.35	15.88/9.52	15.88/9.52	15.88/9.52

Specifications

Duct indoor units

Low static pressure duct



Low ESP Duct indoor unit (without water pump and electric heating)									
Model		YXLN-V22F1Y-FAA	YXLN-V28F1Y-FAA	YXLN-V36F1Y-FA	YXLN-V45F1Y-FB	YXLN-V56F1Y-FB	YXLN-V71F1Y-FC	YXLN-V80F1Y-FCA	YXLN-V90F1Y-FCA
Power supply		220V-1PH-50Hz							
Cooling capacity	W	2200	2800	3600	4500	5600	7100	8000	9000
Heating capacity	W	2600	3200	4000	5000	6300	8000	9000	10000
Power input	W	30	30	50	66	66	88	120	120
Operating current	A	0.15	0.15	0.2	0.3	0.3	0.4	0.7	0.7
Fan motor type		Brushless DC Motor							
Airflow volume	m³/h	450	450	650	750	750	1000	1400	1400
External Static pressure	Pa	0-50	0-50	0-50	0-50	0-50	0-50	0-50	0-50
Sound pressure level	dB(A)	21-32	21-32	21-33	29-35	29-35	30-38	32-42	32-42
Net Dimension (WxDxH)	mm	550X450X200	550X450X200	700X450X200	900X450X200	900X450X200	1100X450X200	1300X450X200	1300X450X200
Packing Dimension (WxDxH)	mm	780X540X250	780X540X250	930X540X250	1130X540X250	1130X540X250	1330X540X250	1545X555X270	1545X555X270
Net weight	kg	14	14	16	19	19	24	28	29
Connecting pipes (Gas/liquid)	mm	9.52/6.35	9.52/6.35	12.7/6.35	12.7/6.35	12.7/6.35	15.88/9.52	15.88/9.52	15.88/9.52

Low ESP Duct indoor unit (without water pump, with electric heating)									
Model		YXLN-V22F1EY-FAA	YXLN-V28F1EY-FAA	YXLN-V36F1EY-FA	YXLN-V45F1EY-FB	YXLN-V56F1EY-FB	YXLN-V71F1EY-FC	YXLN-V80F1EY-FCA	YXLN-V90F1EY-FCA
Power supply		220V-1PH-50Hz							
Cooling capacity	W	2200	2800	3600	4500	5600	7100	8000	9000
Heating capacity	W	2600+750(PTC)	3200+750(PTC)	4000+750(PTC)	5000+1200(PTC)	6300+1200(PTC)	8000+1500(PTC)	9000+2200(PTC)	10000+2200(PTC)
Power input	W	30+750(PTC)	30+750(PTC)	50+750(PTC)	66+1200(PTC)	66+1200(PTC)	88+1500(PTC)	120+2200(PTC)	120+2200(PTC)
Operating current	A	0.15+3.4(PTC)	0.15+3.4(PTC)	0.2+3.4(PTC)	0.3+5.5(PTC)	0.3+5.5(PTC)	0.4+6.82(PTC)	0.7+10(PTC)	0.7+10(PTC)
Fan motor type		Brushless DC Motor							
Airflow volume	m³/h	450	450	650	750	750	1000	1400	1400
External Static pressure	Pa	0-50	0-50	0-50	0-50	0-50	0-50	0-50	0-50
Sound pressure level	dB(A)	21-32	21-32	21-33	29-35	29-35	30-38	32-42	32-42
Net Dimension (WxDxH)	mm	550X450X200	550X450X200	700X450X200	900X450X200	900X450X200	1100X450X200	1300X450X200	1300X450X200
Packing Dimension (WxDxH)	mm	780X540X250	780X540X250	930X540X250	1130X540X250	1130X540X250	1330X540X250	1545X555X270	1545X555X270
Net weight	kg	14.5	14.5	16	19	19	24.5	28.5	29.5
Connecting pipes (Gas/liquid)	mm	9.52/6.35	9.52/6.35	12.7/6.35	12.7/6.35	12.7/6.35	15.88/9.52	15.88/9.52	15.88/9.52



Mid ESP Duct indoor unit (with water pump, without electric heating)									
Model		YXLN-V80F2Y-HFD	YXLN-V90F2Y-HFD	YXLN-V100F2Y-HFD	YXLN-V112F2Y-HFD	YXLN-V125F2Y-HFE	YXLN-V140F2Y-HFE	YXLN-V150F2Y-HFE	YXLN-V160F2Y-HFE
Power supply		220V-1PH-50Hz							
Cooling capacity	W	8000	9000	10000	11200	12500	14000	15000	16000
Heating capacity	W	9000	10000	11200	12500	15000	16000	17000	18000
Power input	W	160	280	280	280	240	240	240	300
Operating current	A	1.4	2.4	2.4	2.4	1.1	1.1	1.1	1.4
Fan motor type		Brushless DC Motor							
Airflow volume	m³/h	1300	1800	1800	1800	1800	1800	1800	2100
External Static pressure	Pa	0-120							
Sound pressure level	dB(A)	35-40	41-45	41-45	41-45	38-44	38-44	38-44	40-47
Net Dimension (WxDxH)	mm	1100X700X255				1250X700X255			
Packing Dimension (WxDxH)	mm	1315X840X330				1450X825X310			
Net weight	kg	33	33	36	36	38	38	38	38
Connecting pipes (Gas/liquid)	mm	15.88/9.52							

Mid ESP Duct indoor unit (with water pump and electric heating)									
Model		YXLN-V80F2EY-HFD	YXLN-V90F2EY-HFD	YXLN-V100F2EY-HFD	YXLN-V112F2EY-HFD	YXLN-V125F2EY-HFE	YXLN-V140F2EY-HFE	YXLN-V150F2EY-HFE	YXLN-V160F2EY-HFE
Power supply		220V-1PH-50Hz							
Cooling capacity	W	8000	9000	10000	11200	12500	14000	15000	16000
Heating capacity	W	9000+2000(PTC)	10000+2000(PTC)	11200+2000(PTC)	12500+2000(PTC)	15000+2400(PTC)	16000+2400(PTC)	17000+2400(PTC)	18000+2400(PTC)
Power input	W	160+2000(PTC)	280+2000(PTC)	280+2000(PTC)	280+2000(PTC)	240+2400(PTC)	240+2400(PTC)	240+2400(PTC)	300+2400(PTC)
Operating current	A	1.4+9.1(PTC)	2.4+9.1(PTC)	2.4+9.1(PTC)	2.4+9.1(PTC)	1.1+10.9(PTC)	1.1+10.9(PTC)	1.1+10.9(PTC)	1.4+10.9(PTC)
Fan motor type		Brushless DC Motor							
Airflow volume	m³/h	1300	1800	1800	1800	1800	1800	1800	2100
External Static pressure	Pa	0-120							
Sound pressure level	dB(A)	35-40	41-45	41-45	41-45	38-44	38-44	38-44	40-47
Net Dimension (WxDxH)	mm	1100X700X255				1250X700X255			
Packing Dimension (WxDxH)	mm	1315X840X330				1450X825X310			
Net weight	kg	33.5	33.5	36.5	36.5	39	39	39	39
Connecting pipes (Gas/liquid)	mm	15.88/9.52							

Specifications Duct indoor units
Medium static pressure duct



Mid ESP Duct indoor unit (without water pump and electric heating)									
Model		YXLN-V80F2Y-FD	YXLN-V90F2Y-FD	YXLN-V100F2Y-FD	YXLN-V112F2Y-FD	YXLN-V125F2Y-FE	YXLN-V140F2Y-FE	YXLN-V150F2Y-FE	YXLN-V160F2Y-FE
Power supply		220V-1PH-50Hz							
Cooling capacity	W	8000	9000	10000	11200	12500	14000	15000	16000
Heating capacity	W	9000	10000	11200	12500	15000	16000	17000	18000
Power input	W	160	280	280	280	240	240	240	300
Operating current	A	1.4	2.4	2.4	2.4	1.1	1.1	1.1	1.4
Fan motor type		Brushless DC Motor							
Airflow volume	m³/h	1300	1800	1800	1800	1800	1800	1800	2100
External Static pressure	Pa	0-120							
Sound pressure level	dB(A)	35-40	41-45	41-45	41-45	38-44	38-44	38-44	40-47
Net Dimension (WxDxH)	mm	1100X700X255				1250X700X255			
Packing Dimension (WxDxH)	mm	1315X840X330				1450X825X310			
Net weight	kg	32.5	32.5	35.5	35.5	37.5	37.5	37.5	37.5
Connecting pipes (Gas/liquid)	mm	15.88/9.52							

Mid ESP Duct indoor unit (without water pump, with electric heating)									
Model		YXLN-V80F2EY-FD	YXLN-V90F2EY-FD	YXLN-V100F2EY-FD	YXLN-V112F2EY-FD	YXLN-V125F2EY-FE	YXLN-V140F2EY-FE	YXLN-V150F2EY-FE	YXLN-V160F2EY-FE
Power supply		220V-1PH-50Hz							
Cooling capacity	W	8000	9000	10000	11200	12500	14000	15000	16000
Heating capacity	W	9000+2000(PTC)	10000+2000(PTC)	11200+2000(PTC)	12500+2000(PTC)	15000+2400(PTC)	16000+2400(PTC)	17000+2400(PTC)	18000+2400(PTC)
Power input	W	160+2000(PTC)	280+2000(PTC)	280+2000(PTC)	280+2000(PTC)	240+2400(PTC)	240+2400(PTC)	240+2400(PTC)	300+2400(PTC)
Operating current	A	1.4+9.1(PTC)	2.4+9.1(PTC)	2.4+9.1(PTC)	2.4+9.1(PTC)	1.1+10.9(PTC)	1.1+10.9(PTC)	1.1+10.9(PTC)	1.4+10.9(PTC)
Fan motor type		Brushless DC Motor							
Airflow volume	m³/h	1300	1800	1800	1800	1800	1800	1800	2100
External Static pressure	Pa	0-120							
Sound pressure level	dB(A)	35-40	41-45	41-45	41-45	38-44	38-44	38-44	40-47
Net Dimension (WxDxH)	mm	1100X700X255				1250X700X255			
Packing Dimension (WxDxH)	mm	1315X840X330				1450X825X310			
Net weight	kg	33	33	36	36	38.5	38.5	38.5	38.5
Connecting pipes (Gas/liquid)	mm	15.88/9.52							

Specifications

Duct indoor units

High static pressure duct



High ESP Duct indoor unit (without water pump and electric heating)										
Model		**YXLN-V200F3Y-FH**	**YXLN-V224F3Y-FH**	**YXLN-V260F3Y-FH**	**YXLN-V280F3Y-FH**	**YXLN-V335F3Y-FH**	**YXLN-V400F3Y-FJ**	**YXLN-V450F3Y-FJ**	**YXLN-V505F3Y-FJ**	**YXLN-V560F3Y-FJ**
Power supply		220V-1PH-50Hz								
Cooling capacity	W	20000	22400	26000	28000	33500	40000	45000	50500	56000
Heating capacity	W	22500	25000	28000	31500	37000	45000	50000	60000	63000
Power input	W	950	950	950	950	950	2120	2150	2240	2280
Operating current	A	4.4	4.4	4.4	4.4	4.4	15.8	16.0	17.0	17.5
Fan motor type		Brushless DC Motor								
Airflow volume	m³/h	4600	4600	4600	4600	4600	7400	7500	7800	8000
External Static pressure	Pa	50-200	50-200	50-200	50-200	50-200	50-400	50-400	50-400	50-400
Sound pressure level	dB(A)	43-53	43-53	43-53	43-53	43-53	48-58	48-58	49-59	49-59
Net Dimension (WxDxH)	mm	1350X740X455	1350X740X455	1350X740X455	1350X740X455	1350X740X455	1838X870X624	1838X870X624	1838X870X624	1838X870X624
Packing Dimension (WxDxH)	mm	1525X865X485	1525X865X485	1525X865X485	1525X865X485	1525X865X485	2060X1010X788	2060X1010X788	2060X1010X788	2060X1010X788
Net weight	kg	97.5	97.5	100	100	100	176	176	180	180
Connecting pipes (Gas/liquid)	mm	19/9.52	19/9.52	22/12.7	22/12.7	25.4/12.7	28.6/15.88	28.6/15.88	28.6/15.88	28.6/15.88

High ESP Duct indoor unit (with water pump, without electric heating)						
Model		**YXLN-V200F3Y-HFH**	**YXLN-V224F3Y-HFH**	**YXLN-V260F3Y-HFH**	**YXLN-V280F3Y-HFH**	**YXLN-V335F3Y-HFH**
Power supply		220V-1PH-50Hz				
Cooling capacity	W	20000	22400	26000	28000	33500
Heating capacity	W	22500	25000	28000	31500	37000
Power input	W	950	950	950	950	950
Operating current	A	4.4	4.4	4.4	4.4	4.4
Fan motor type		Brushless DC Motor				
Airflow volume	m³/h	4600	4600	4600	4600	4600
External Static pressure	Pa	50-200	50-200	50-200	50-200	50-200
Sound pressure level	dB(A)	43-53	43-53	43-53	43-53	43-53
Net Dimension (WxDxH)	mm	1350X740X455	1350X740X455	1350X740X455	1350X740X455	1350X740X455
Packing Dimension (WxDxH)	mm	1525X865X485	1525X865X485	1525X865X485	1525X865X485	1525X865X485
Net weight	kg	98	98	100.5	100.5	100.5
Connecting pipes (Gas/liquid)	mm	19/9.52	19/9.52	22/12.7	22/12.7	25.4/12.7

Specifications

Cassette indoor units



One-way cassette indoor unit								
Model		YXLN-18Q1Y-HQA	YXLN-22Q1Y-HQA	**YXLN-28Q1Y-HQA**	**YXLN-36Q1Y-HQA**	**YXLN-45Q1Y-HQA**	**YXLN-56Q1Y-HQA**	**YXLN-71Q1Y-HQA**
Power supply		220V-1PH-50Hz						
Cooling capacity	W	1800	2200	2800	3600	4500	5600	7100
Heating capacity	W	2200	2500	3200	4000	5000	6300	8000
Power input	W	40	40	40	40	50	70	90
Operating current	A	0.18	0.18	0.18	0.18	0.23	0.32	0.41
Fan motor type		AC Motor						
Airflow volume	m³/h	530	530	530	530	620	760	950
Sound pressure level	dB(A)	30~36	30~36	30~36	30~36	36~41	33~40	38~45
Net Dimension (WxDxH)	mm	994×532×250	994×532×250	994×532×250	994×532×250	994×532×250	1304×552×250	1304×552×250
Packing Dimension (WxDxH)	mm	1055×650×280	1055×650×280	1055×650×280	1055×650×280	1365×675×325	1365×675×325	1365×675×325
Net weight	kg	24	24	24	24	26	38	38
Connecting pipes (Gas/liquid)	mm	9.52/6.35	9.52/6.35	9.52/6.35	12.7/6.35	12.7/6.35	12.7/6.35	15.88/9.52
Panel	Net Dimension (WxDxH)	mm	1070×520×50	1070×520×50	1070×520×50	1070×520×50	1070×520×50	1380×550×50	1380×550×50
	Net weight	kg	3.6	3.6	3.6	3.6	3.6	5.0	5.0



Two-way cassette indoor unit								
Model		YXLN-22Q2Y-HQA	YXLN-28Q2Y-HQA	**YXLN-36Q2Y-HQA**	**YXLN-45Q2Y-HQA**	**YXLN-56Q2Y-HQA**	**YXLN-71Q2Y-HQA**	**YXLN-80Q2Y-HQA**
Power supply		220V-1PH-50Hz						
Cooling capacity	W	2200	2800	3600	4500	5600	7100	8000
Heating capacity	W	2500	3200	4000	5000	6300	8000	9000
Power input	W	50	50	50	70	70	100	100
Operating current	A	0.23	0.23	0.23	0.32	0.32	0.45	0.45
Fan motor type		AC motor						
Airflow volume	m³/h	550	550	550	820	820	1150	1150
Sound pressure level	dB(A)	28~34	28~34	28~34	36~42	36~42	40~46	40~46
Net Dimension (WxDxH)	mm	1068×517×310	1068×517×310	1068×517×310	1068×517×310	1068×517×310	1308×517×310	1308×517×310
Packing Dimension (WxDxH)	mm	1185×600×350	1185×600×350	1185×600×350	1185×600×350	1185×600×350	1425×600×350	1425×600×350
Net weight	kg	33	33	33	33	33	40	40
Connecting pipes (Gas/liquid)	mm	9.52/6.35	9.52/6.35	12.7/6.35	12.7/6.35	12.7/6.35	15.88/9.52	15.88/9.52
Panel	Net Dimension (WxDxH)	mm	1205×630×50	1205×630×50	1205×630×50	1205×630×50	1205×630×50	1445×630×50	1445×630×50
	Net weight	kg	6.5	6.5	6.5	6.5	6.5	7.5	7.5

Specifications

Cassette indoor units



Four-way cassette indoor unit							
Model			YXLN-28Q3Y-HQD	YXLN-36Q3Y-HQD	YXLN-45Q3Y-HQD	YXLN-56Q3Y-HQD	YXLN-71Q3Y-HQD	YXLN-80Q3Y-HQD
Power supply			220V-1PH-50Hz					
Cooling capacity		W	2800	3600	4500	5600	7100	8000
Heating capacity		W	3200	4000	5000	6300	8000	9000
Power input		W	66	66	88	88	110	110
Operating current		A	0.3	0.3	0.4	0.4	0.5	0.5
Fan motor type			AC Motor					
Airflow volume		m³/h	750	750	850	850	1050	1050
Sound pressure level		dB(A)	25-31	25-31	25-33	25-33	28-37	28-37
Net dimension (WxDxH)		mm	840X840X205	840X840X205	840X840X205	840X840X205	840X840X205	840X840X205
Packing Dimension (WxDxH)		mm	900X900X258	900X900X258	900X900X258	900X900X258	900X900X258	900X900X258
Net weight		kg	20	20	20	22.5	22.5	22.5
Connecting pipes (Gas/liquid)		mm	9.52/Φ6.35	12.7/6.35			15.88/9.52	
Panel	Net dimension (WxDxH)	mm	950X950X67					
	Packing dimension (WxDxH)	mm	1035X1035X95					
	Net/gross weight	kg	6.5/8.9					

Four-way cassette indoor unit							
Model			YXLN-90Q3Y-HQE	YXLN-100Q3Y-HQE	YXLN-112Q3Y-HQE	YXLN-125Q3Y-HQE	YXLN-140Q3Y-HQE	YXLN-160Q3Y-HQE
Power supply			220V-1PH-50Hz					
Cooling capacity		W	9000	10000	11200	12500	14000	16000
Heating capacity		W	10000	11200	12500	15000	16000	18000
Power input		W	180	180	180	180	180	300
Operating current		A	0.8	0.8	0.8	0.8	0.8	1.5
Fan motor type			AC Motor					
Airflow volume		m³/h	1800	1800	1800	1800	1800	2100
Sound pressure level		dB(A)	34-43	34-43	34-43	34-43	34-43	37-46
Net dimension (WxDxH)		mm	840X840X290	840X840X290	840X840X290	840X840X290	840X840X290	840X840X290
Packing Dimension (WxDxH)		mm	900X900X343	900X900X343	900X900X343	900X900X343	900X900X343	900X900X343
Net weight		kg	26.5	26.5	26.5	26.5	26.5	29
Connecting pipes (Gas/liquid)		mm	15.88/9.52					
Panel	Net dimension (WxDxH)	mm	950X950X67					
	Packing dimension (WxDxH)	mm	1035X1035X95					
	Net/gross weight	kg	6.5/8.9					

Specifications



Wall-mounted indoor unit								
Model		YXLN-V22GY-1B150	YXLN-V28GY-1B150	YXLN-V36GY-1B150	YXLN-V45GY-1D150	YXLN-V56GY-1D150	YXLN-V71GY-1E150	YXLN-V80GY-1E150
Power supply		220V-1PH-50Hz						
Cooling capacity	W	2200	2800	3600	4500	5600	7100	8000
Heating capacity	W	2600	3200	4000	5000	6300	8000	9000
Power input	W	34	34	36	48	50	66	66
Operating current	A	0.17	0.17	0.18	0.24	0.25	0.32	0.32
Fan motor type		Brushless DC Motor						
Airflow volume	m³/h	600	600	650	860	900	1220	1220
Sound pressure level	dB(A)	21-38	21-38	22-40	24-42	24-43	25-46	25-46
Net Dimension (WxDxH)	mm	854×212×279	854×212×279	854×212×279	950×241×314	950×241×314	1154×244×341	1154×244×341
Packing Dimension (WxDxH)	mm	915x270*350	915x270*350	915x270*350	1230x320*388	1230x320*388	1230x320*388	1230x320*388
Net weight	kg	9	9	9	13	13	14.5	14.5
Connecting pipes (Gas/liquid)	mm	12.7/6.35	12.7/6.35	12.7/6.35	12.7/6.35	12.7/6.35	15.88/9.52	15.88/9.52



Frash Air Processing Unit										
Model		YXLN-V140XF-FE	YXLN-V200XF-FH	YXLN-V224XF-FH	YXLN-V260XF-FH	YXLN-V280XF-FH	YXLN-V335XF-FH	YXLN-V400XF-FH	YXLN-V450XF-FH	YXLN-V505XF-FJ	YXLN-V560XF-FJ
Power supply		220V-1PH-50Hz									
Cooling capacity	W	14000	20000	22400	26000	28000	33500	40000	45000	50500	56000
Heating capacity	W	10000	12500	14000	17000	18000	22000	26800	27800	32000	39500
Power input	W	250	600	650	750	850	900	950	950	1660	1660
Operating current	A	1.3	3.0	3.1	3.6	4.1	4.3	6.8	6.8	12.2	12.2
Fan motor type		Brushless DC Motor									
Airflow volume	m³/h	1200	1800	2000	2500	2800	3000	4000	4000	6000	6000
External Static pressure	Pa	30-180	50-300	50-300	50-300	50-300	50-300	50-300	50-300	50-400	50-400
Sound pressure level	dB(A)	44-50	45-53	46-54	47-55	48-56	49-57	51-56	52-57	48-58	48-58
Net Dimension (WxDxH)	mm	1250X700X255	1350X740X455	1350X740X455	1350X740X455	1350X740X455	1350X740X455	1350X740X455	1350X740X455	1838X870X624	1838X870X624
Packing Dimension (WxDxH)	mm	1465X840X330	1555X885X625	1555X885X625	1555X885X625	1555X885X625	1555X885X625	1555X885X625	1555X885X625	2060X1010X788	2060X1010X788
Net weight	kg	39.5	97.5	97.5	100	100	100	103	103	172	176
Connecting pipes (Gas/liquid)	mm	15.88/9.52	19/9.52	19/9.52	22/12.7	22/12.7	25.4/12.7	28.6/15.88	28.6/15.88	28.6/15.88	28.6/15.88