YESNCER

FAN COIL UNIT

SINCE 1986 40 YEARS



FOCUS ON FAN COIL UNIT

SINCE 1986

BAODING YUEXIN HEATING AND COOLING EQUIPMENT MANUFACTURING CO., LTD

YUEXIN (TIANJIN) ARTIFICIAL ENVIRONMENT ENGINEERING TECHNOLOGY CO., LTD

www.yesncer.com

www.yuexinHAVC.com

www.aircolder.com

Electronic album

COMPANY **PROFILE**

Yesncer is a modern heating and cooling equipment manufacturer integrating research and development, production, sales and service. After more than 35 years of development, it has grown into a leader in the field of innovation in the central air conditioning terminal industry. The company has 40000 square meters of modern production base, equipped with advanced equipment and strict quality testing system, to ensure that products meet the international first-class standards.

In terms of technology research and development , Yesncer has always been at the forefront of the industry, the company's research and development center technical team of 40 people. The self-developed frequency conversion series fan coil has won wide praise from global users for its excellent performance. The company has a national air conditioning unit performance testing laboratory and -30 ℃ ultra-low temperature enthalpy difference testing laboratory to ensure product quality in line with international standards.

At present, Yesncer products sell well in more than 60 countries and regions around the world, and has established OEM cooperative relations with some well-known companies in China. The annual production capacity reaches 500,000 units, fully meeting the needs of domestic and foreign markets.

As a national high-tech enterprise, Yesncer adheres to the beautiful vision of "becoming a unicorn enterprise in the global central air conditioning industry", taking customer demand as the orientation, and providing more comfortable, energy-saving and beautiful heating and cooling solutions for global users.

35+
TECHNICAL PRECIPITATION

60+
EXPORTING COUNTRIES

500K+
ANNUAL PRODUCTION



YESNCER OFFICE



SELF-DEVELOPED FACTORY



TESTING CENTER

QUALIFICATIONS



R&D TEAM ADVANCED FACILITIES INNOVATION IDEAS FAST SAMPLES

1

The company has a R&D team composed of experienced engineers and technicians, familiar with the latest technology trends and market needs to ensure high performance and reliability in every product design.

2

Our R&D center is equipped with temperature and humidity environment laboratory and noise testing room and other advanced testing facilities to carry out a full range of product testing and simulation.

3

Adhering to the R&D concept of innovation as the core, increase investment in the R&D of new technologies and new products, to provide customers with efficient, energy-saving, low noise and environmental protection fan coil solutions.

4

Adopt standardized modular design, greatly accelerate the speed of new product development; Use 3D printing and other technologies to quickly produce prototype prototypes for preliminary verification.

Refrigeration and air conditioning industry in China CRAA product certification certificate



CE (International) Certification Certificate EU certification standard



Certificate of quality management system certification Zhong Biao Yan Guo Lian(Beijing)Certification Center



Certificate of environmental management system certification Zhong Biao Yan Guo Lian (Beijing) Certification Center



Certificate of Occupational Health and Safety Management System Zhong Biao Yan Guo Lian (Beijing) Certificatication Center



National industrial production license



High-end fan coil unit Design patent certificate



Bending device of pipe bender Utility model patent certificate



Weld device for condenser collect pipe Utility model patent certificate



Clamping device of tube expander Utility model patent certificate



ENTERPRISE **ADVANTAGE**







Strictly select suppliers according to the requirements of ISO9001 quality management system, adopt a quantitative scoring system and evaluate suppliers in multiple aspects, including price, quality, delivery time, historical performance, technical ability, response speed, innovation ability. If necessary, conduct on-site audit, trial production line inspection, sample testing and other evaluation systems, and complete the list of qualified suppliers. In addition, strict quality inspection is conducted on the raw materials of the cooperative suppliers to achieve traceable.

STRICTLY **CONTROL**

R&D STRENGTH

The company has a research and development team composed of experienced engineers and technicians, equipped with advanced experimental equipment and testing tools, capable of conducting comprehensive product testing and simulations. We have professional facilities such as noise testing rooms and temperature-humidity environment laboratories. We can accept various OEM & ODM customization requests.

QUALITY CONTROL

Establish a complete quality inspection management system. Select suppliers strictly in accordance with the requirements of ISO9001 quality management system, and conduct incoming material inspection, production process quality inspection, 100% finished product inspection, and pre-shipment inspection to ensure that the product quality meets the customer's requirements.

WAREHOUSING SERVICES

We have a reserve warehouse of approximately 15,000 square meters, which is used for storing standard products and enables rapid delivery. We can also provide services for other storage requirements.

AFTER-SALES SYSTEM

We are online for response in 24 hours, offering professional technical consultation, including product usage guidance, troubleshooting, configuration suggestions, etc. Any quality problem, we refund or compensate the broken parts.

COMPANY HISTORY

2008

Thansformation——Established the first fan coil unit manufacturer in Hebei Province.

2021

Built a national-level laboratory.

20??

Built a national-level laboratory.

1986

Factory founded, start to product and install the boiler.

2020

The beginning of the global market.

2023

Invested in a chiller factory and start the production of chiller+fan coil unit.

R&D CAPABILITIES

YESNCER'S TECHNICAL R&D TEAM PROVIDES DEDICATED SERVICE SUPPORT FOR YOUR NEEDS.

National-level Enthalpy Difference Performance Laboratory and R&D Team

Our investment in R&D is the cornerstone of our product excellence. Our state-of-the-art facilities, including a nationally recognized enthalpy difference laboratory, semi-anechoic chamber, salt spray test room, and dedicated air conditioning & heat pump unit testing labs, generate precise and reliable experimental data. This rigorous testing process directly translates to superior, guaranteed product performance that you can depend on for your most demanding projects.







HOW TO **CHOOSE**

INDUSTRY APPLICATIONS



Public Places

Ensure proper air circulation in public spaces, efficiently improve air quality in crowded areas, and freely regulate environmental temperatures in public zones.



Office Space

Provide a comfortable office environment, effectively improving the air quality and temperature within enclosed spaces to ensure optimal thermal comfort for internal staff.



Family Life

Energy-efficient and low-noise design enhances home comfort, while smart app control simplifies your life with peace of mind.



Engineering Renovation

The premier partner for HVAC systems in schools, hospitals, apartments, and other projects—guaranteeing both delivery schedules and quality.

HOW TO CHOOSE

Determine the area of the designated location and its insulation conditions.

The ambient temperature the venue aims to achieve



Determine the requirements for the use case



Are there any special requirements regarding noise?

Number o f personnel at the site and requirements for operation

INTERNATIONAL **CLIENTS**

Bringing YESNCER excellence to every corner of the world





PRODUCT **INTRODUCTION**

Concealed FCU with **AC** motor, 9.52mm copper tubr





Model		FP-34WA	FP-51WA	FP-68WA	FP-85WA	FP-102WA	FP-136WA	FP-170WA	FP-204WA	FP-238WA
Cooling Ca. (Water in 7℃)	kw	1.9	2.8	3.75	4.6	5.5	7.3	9.2	11	12.8
Heating Ca. (Water in 60℃)	kw	3.4	5.18	6.67	7.5	9.35	12.4	14.7	17.6	20.5
Power Input	W	36	50	60	74	93	130	147	183	221
Air flow	m^3/h	357	535	714	892	1071	1428	1785	2090	2390
Motor Power	w	25	20	25	25	40	40+25	40+40	40+40	50+50
Noise	dB(A)	37	39	41	43	45	47	48	50	52
Motor No.		1					2			
Fan No.		1	2				3	4		
Static pressure		30Pa								
Water flow	m^3/h	0.32	0.478	0.64	0.797	0.956	1.275	1.59	1.9	2.23
Condenser length	mm	450	580	650	760	900	1100	1350	1550	1750
Condenser height	mm	200								
Condenser Width	mm	65								
Iron Wheel Weight	kg	10.7	13.2	14.2	15.4	17	22.7	27	28.8	31.2
ABS Weight	kg	10.3	12.6	13.4	14.6	16.2	21.9	26.2	28	30.4
Package length	mm	790	880	980	1080	1180	1380	1680	1880	2080
Package width	mm	520								
Package height	mm	250								

Concealed FCU with **AC** motor, 7mm copper tubr





Model		FP-34WAB	FP-51WAB	FP-68WAB	FP-85WAB	FP-102WAB	FP-136WAB	FP-170WAB	FP-204WAB	FP-238WAB
Cooling Ca. (Water in 7°C)	kw	1.85	2.78	3.65	4.58	5.45	7.25	9.1	10.9	12.6
Heating Ca. (Water in 60°C)	kw	2.78	4.15	5.56	6.95	8.34	11.1	13.9	16.6	19.4
Power Input	W	36	50	60	74	93	130	147	183	210
Air flow	m^3/h	357	535	714	892	1071	1428	1785	2090	2390
Motor Power	w	25	20	25	25	40	40+25	40+40	40+40	50+50
Noise	dB(A)	37	39	41	43	45	46	48	50	51
Motor No.		1					2			
Fan No.		1	2				3	4		
Static pressure		30Pa								
Water flow	m^3/h	0.32	0.478	0.64	0.797	0.956	1.275	1.594	1.913	2.232
Condenser length	mm	450	580	650	760	900	1100	1350	1550	1750
Condenser height	mm	381								
Condenser Width	mm	210								
Iron Wheel Weight	kg	10.9	12.6	13.8	14.8	16.3	21.9	25.7	27.6	28.3
ABS Weight	kg	12.3	14.8	16	16.9	18.6	28	29	31.35	32
Package length	mm	790	880	980	1080	1180	1380	1680	1880	2080
Package width	mm	520								
Package height	mm	250								

FCU with **EC** Motor Technical Data





Model		FCU-02EC	FCU-03EC	FCU-04EC	FCU-05EC	FCU-06EC	FCU-08EC	FCU-10EC	FCU-12EC	FCU-14EC
Cooling Ca. (Water in 7℃)	kw	1.8	3.26	3.97	4.6	5.75	7.45	9.19	10.8	12.7
Heating Ca. (Water in 60℃)	kw	3.49	5.27	6.77	8.65	11.17	13	15.97	17.7	21.2
Power Input(12Pa)	w	14	16.7	22.4	32.9	52.1	60	72.8	92.7	125.2
Power Input(30Pa)	w	19.8	24.3	32.5	43.5	67	78.5	92.2	116	156
Power Input (50Pa)	W	26.3	32.4	42.5	55.7	82.2	98	115.9	155.5	186
Noise(12Pa)	dB(A)	18~32	18~30	20~34	23~38	29~43	28~42	32~43	33~44	37~47
Noise(30Pa)	dB(A)	20~38	20~37	22~41	24~43	30~47	31~46	34~47	34~48	38~49
Noise(50Pa)	dB(A)	23~43	22~42	25~45	26~47	33~50	34~49	36~51	37~51	39~53
Air Flow	m^3/h	360	545	724	900	1090	1440	1750	2140	2490
Motor Power	w	60								
Motor No.		1					2			
Fan No.		1	2				3	4		
Static pressure		0~50Pa								
Water flow	m^3/h	0.4	0.59	0.73	0.81	1	1.2	1.57	1.86	2.19
Condenser length	mm	450	580	650	760	900	1100	1350	1550	1750
Condenser height	mm	210								
Condenser Width	mm	38.1								
Weight	kg	10.1	12.1	13	14.2	15.5	20.1	23.5	25.5	27.3
Package length	mm	790	880	980	1080	1180	1380	1680	1880	2080
Package width	mm	520								
Package height	mm	250								

4-pipe Concealed FCU with **AC** motor





Model	FP-34	FP-51	FP-68	FP-85	FP-102	FP-136	FP-170	FP-204	FP-238
3+1 Cooling Ca. kw (Water in 7℃)	1.85	2.78	3.7	4.63	5.56	7.41	9.27	11.1	12.9
3+1 Heating Ca. kw (Water in 60℃)	1.2	1.9	2.5	3.1	3.7	4.85	6.1	7.3	8.6
3+2 Cooling Ca. kw (Water in 7℃)	1.2	1.8	2.5	3.2	3.8	5.1	6.2	7.7	8.8
2+2 Heating Ca. (kw (Water in 60℃)	1.8	2.8	3.8	4.7	5.7	7.7	9.5	11.3	13.2
Power Input (W)	36	50	60	74	93	130	147	183	221
Air flow (m^3/h)	357	535	714	892	1071	1428	1785	2090	2390
Motor Power (W)	25	20	25	25	40	40+25	40+40	40+40	50+50
Noised dB (A)	37	39	41	43	45	46	48	50	52
Motor No.	1					2			
Fan No.	1	2				3	4		
Static pressure	30 Pa								
Water flow(m3/h)	0.32	0.478	0.64	0.797	0.956	1.275	1.594	1.913	2.232
Condenser length (mm)	450	580	650	760	900	1100	1350	1550	1750
Condenser Width (mm)	200								
Condenser Highth(mm)	108.3								
Iron Wheel Weight(kg)	10.7	13.2	14.2	15.4	17	22.7	27	28.8	31.2
ABS Weight （Kg）	10.3	12.6	13.4	14.6	16.2	21.9	26.2	28	30.4
Package length (mm)	790	880	980	1080	1180	1380	1680	1880	2080
Package width (mm)	520								
Package height (mm)	260								

Other option– with air return plenum

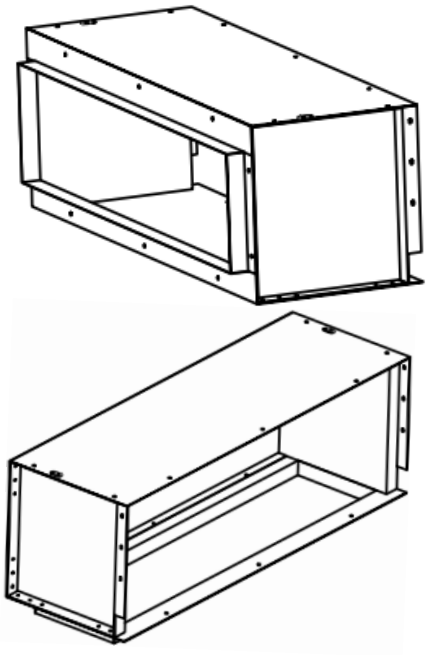





STATIC PRESSURE BOX MATERIAL:

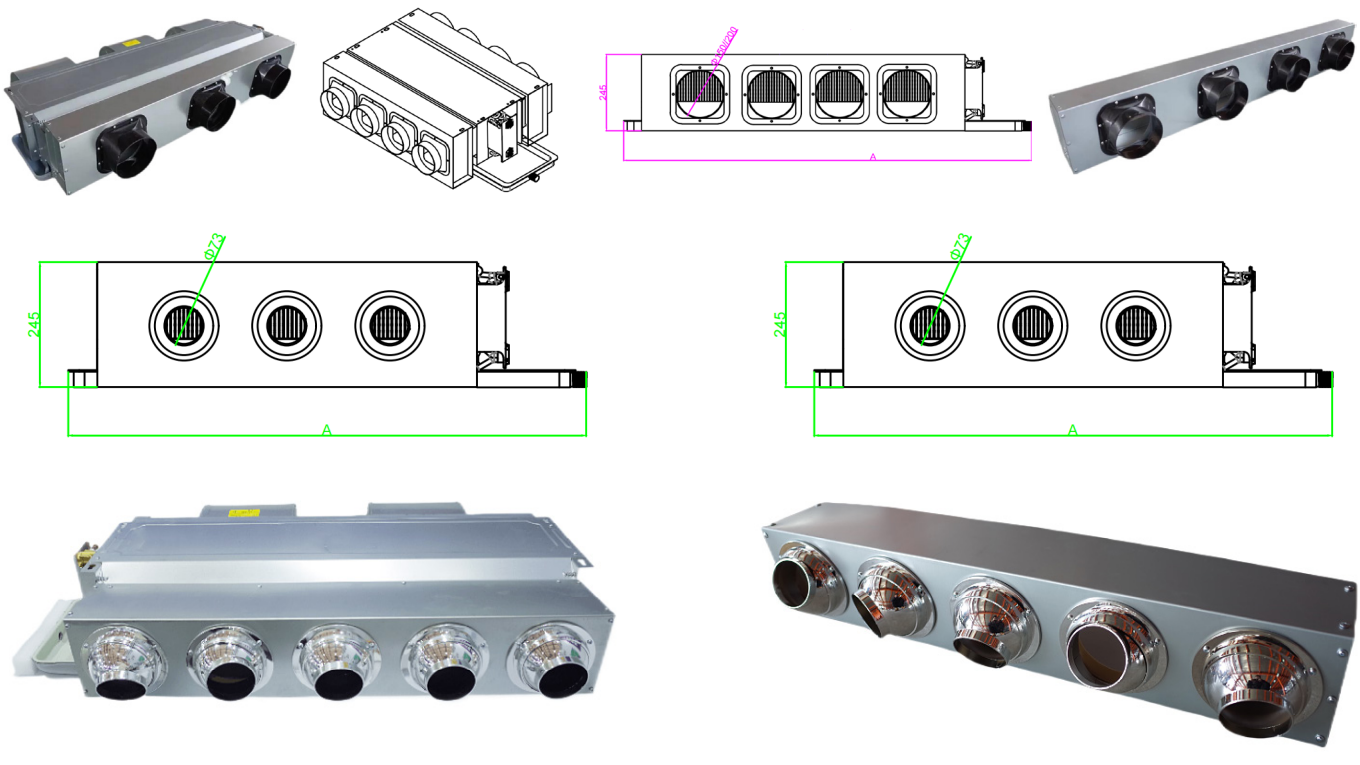

Vertical Concealed FCU with **AC** motor





Model	FP-34	FP-51	FP-68	FP-85	FP-102	FP-136	FP-170	FP-204	FP-238
Cooling Ca.(kw) (Water in 7℃)"	1.8	2.7	3.6	4.5	5.4	7.2	9.0	10.8	12.6
Heating Ca.(kw) (Water in 60℃)	2.7	4.05	5.4	6.75	8.1	10.8	13.5	16.2	18.9
Power(W)	36	50	60	74	93	130	147	183	220
Air flow (m^3/h)	340	510	680	850	1020	1360	1700	2040	2380
Noise dB (A)	37	39	41	43	45	46	48	50	52
Static pressure	12 Pa								
Water flow(m3/h)	0.32	0.478	0.64	0.797	0.956	1.275	1.594	1.913	2.232
Condenser length (mm)	460	580	650	730	850	1050	1310	1510	1600
Condenser height (mm)	190								
Condenser Width(mm)	40								
Iron Wheel Weight (kg)	11	14	15	17	18	25	28	34	38
ABS Weight (Kg)	10	13	14	16	17	24	27	33	37

4-pipe Vertical Concealed FCU with **AC** motor





Model	FP-34	FP-51	FP-68	FP-85	FP-102	FP-136	FP-170	FP-204	FP-238
3+1 Cooling Ca.(kw) (Water in 7℃)	1.8	2.7	3.6	4.5	5.4	7.2	9.0	10.8	12.6
3+1 Heating Ca.(kw) (Water in 60℃)	1.2	1.8	2.4	3.1	3.6	4.8	6.1	7.3	8.5
2+2 Cooling Ca.(kw) (Water in 7℃)	1.2	1.8	2.5	3.2	3.8	5.1	6.2	7.7	8.8
2+2 Heating Ca.(kw) (Water in 60℃)	1.8	2.8	3.8	4.7	5.7	7.7	9.5	11.3	13.2
Power Input (W)	36	50	60	74	93	130	147	183	220
Air flow (m^3/h)	340	510	680	850	1020	1360	1700	2040	2380
Noise dB (A)	37	39	41	43	45	46	48	50	52
Static pressure	12 Pa								
Condenser length (mm)	460	580	650	730	850	1050	1310	1510	1600
Condenser height (mm)	190								
Condenser Width(mm)	52								
Iron Wheel Weight (kg)	12	15	16	19	20	27	31	36	41
ABS Weight Kg	11	14	15	18	19	26	30	35	40

Ultra-thin Fan Coil Unit Data Sheet





AC motor

Model		FP-51CB	FP-68CB	FP-85CB	FP-102CB	FP-136CB	FP-170CB
Motor power (w)		12	20	20	25	25+25	40+40
Power consumption(w)		48	55	72	90	129	148
Motor NO.		1				2	
Fan NO.		2				4	
Static Pressure(Pa)		12pa					
Air flow (m^3/h)		530	700	875	1030	1360	1750
Cooling capacitykw(7℃ chilled water)		2.8	3.7	4.7	5.7	7.8	9.4
Heating capacitykw(60℃ hot water)		5	6.5	7.2	9.1	11.8	14.8
Noise dB(A)	H	39	41	43	45	46	48
	M	36	38	41	42	43	45
	L	33	35	36	38	39	40
Weight(kg)	Net weight	18.3	18.5	21.2	21.5	30.6	31
	Gross weight	21	21.3	24.4	24.7	34.6	35
Coil length mm		650	650	900	900	1330	1330
Coil width mm		210					
Coil thickness mm		38.1					
Coil width mm		210					
Coil thickness mm		38.1					
Package size mm	L	1040	1040	1290	1290	1740	1740
	H	565					
	W	250					

EC motor

Model		CBFCU-03EC	CBFCU-04EC	CBFCU-05EC	CBFCU-06EC	CBFCU-08EC	CBFCU-10EC
Motor power (w)		60					
Power consumption (w)		33	45	52	83	63	116
Motor NO.		1				2	
Fan NO.		2				4	
Cooling capacitykw(7℃ chilled water)		2.85	3.73	4.7	5.724	7.81	9.486
Heating capacitykw(60℃ hot water)		5	6.52	7.22	9.108	11.87	14.81
Weight(kg)	Net weight	18.3	18.5	21.2	21.5	30.6	31
	Gross weight	21	21.3	24.4	24.7	34.6	35
Coil length mm		650	650	900	900	1350	1350
Coil width mm		210					
Coil thickness mm		39					
Package size mm	long	1040	1040	1290	1290	1740	1740
	wide	565					
	thick	250					

Drawing of ultra-thin concealed FCU (EC motor) with damper



Model NO.	CBFCU-03EC	CBFCU-04EC	CBFCU-05EC	CBFCU-06EC	CBFCU-07EC	CBFCU-08EC
A	859mm	859mm	1109mm	1109mm	1579mm	1579mm
Dmaper NO.	2	2	3	3	4	4
Note: each model could be add one more damper as your requirement						

BRIEF

1. Product name: Ultra-thin concealed fan coil unit with electric damper developed by ourselves.

2.The different damper could connect the air duct to different rooms to solve the problem of not enough space for install enough fan coil units.

3. What's more, the using room only a air inlet, no moise of the fan coil unit.

4.There the PCB we developed by ourselves, relizng seperate control in different rooms.

5. Control logic : One room open the thermostat, the fan coil open, all the thermsotat close, the fan coil unit close.

6. When the room temprature reach to the setting tempearature, the damper will be closed.

7. if you think the air flow is not enough, the RPM of the motor could be set by yourself on the PCB.

2-pipe 4 way Cassette FCU



- Remote controller (Standard)
- RS485 master-slave control (Standard)
  One unit could control at most 32 uniots
- Wired controller (Optional)
- WIFI connection (Optional)



Model		FP-34KM	FP-51KM	FP-68KM	FP-85KM	FP-102KM	FP-136KM	FP-170KM	FP-204KM	FP-238KM
Cooling Ca. (kw) (Water in 7℃)	H	1.98	2.98	3.68	4.98	5.4	7.2	9.9	10.8	12.6
	M	1.63	2.27	2.81	3.75	4.32	5.53	7.51	8.08	9.68
	L	1.04	1.51	1.89	2.51	2.85	5.53	5	5.55	6.45
Heating Ca. (kw) (Water in 60℃)	H	2.97	4.8	5.48	7.2	8.1	10.8	14.5	16.2	18.9
	M	2.45	3.67	4.19	5.42	6.33	8.17	11	12.35	14.52
	L	1.57	2.44	2.82	3.6	4.52	5.47	7.33	8.48	9.68
Air flow （m^3/h）	H	345	510	690	875	1035	1375	1705)	2045	2380
	M	280	390	520	640	790	1030	1290	1500	1800
	L	180	260	350	430	520	690	860	1030	1200
Power Input （W）		50	50	58	72	92	126	128	152	198
Current (A)		0.151	0.225	0.258	0.32	0.385	0.561	0.547	0.677	0.882
Noise dB (A)		37	39	41	43	45	46	47	49	52
Static pressure (Pa)		12								
Power Supply		220-240v/1ph/50Hz								
Control way		Wired or remote controller								
Water flow (m^3/h)		0.31	0.46	0.62	0.77	0.93	1.24	1.55	1.86	2.17
Water pressure drop(kPa)		14	14	16	18	22	25	39	44	46
Water pipe for in/out		ZG3/4"-- DN20								

Cooling /Air inlet temperature: DB 27℃，WB19.5℃)

Heating/Air inlet temperature:DB 20℃

4-pipe 4 way Cassette FCU



- Remote controller (Standard)
- RS485 master-slave control (Standard)
  One unit could control at most 32 uniots
- Wired controller (Optional)
- WIFI connection (Optional)



Model		FP-34 KM-4P	FP-51 KM-4P	FP-68 KM-4P	FP-85 KM-4P	FP-102 KM-4P	FP-136 KM-4P	FP-170 KM-4P	FP-204 KM-4P	FP-238 KM-4P
Cooling Ca. (kw) (Water in 7°C)	H	1.215	1.935	2.52	3.105	3.735	4.635	6.3	7.29	8.01
Heating Ca. (kw) (Water in 60°C)	H	1.53	2.295	2.88	3.69	4.365	5.31	7.38	8.325	9.045
Air flow (m^3/h)	H	340	510	680	850	1020	1360	1700	2040	2380
Power Input (W)		34	50	58	72	92	126	128	152	198
Running current (A)		0.151	0.225	0.258	0.32	0.385	0.561	0.547	0.547	0.882
Noise dB (A)		37	39	41	43	45	46	47	49	52
Static pressure (Pa)		12								
Power Supply		220-240v/1ph/50Hz								
Control way		Wired or remote controller								
Water pipe for in/out		ZG3/4"								
Drain pipe		Male thread 26mm								
Weight (kg)		21	22	23	30.5	31	31.5	38.5	39.5	40.5
Panel size (mm)		650*650*30			800*800*30			950*950*30		

Cooling /Air inlet temperature: DB 27°C, WB19.5°C)

Heating/Air inlet temperature:DB 20°C

2-pipe 8 way Cassette FCU



- Remote controller (Standard)
- RS485 master-slave control (Standard)
  One unit could control at most 32 uniots
- Wired controller (Optional)
- WIFI connection (Optional)



Model		FP-85KM-8W	FP-102KM-8W	FP-136KM-8W	FP-170KM-8W	FP-204KM-8W	FP-238KM-8W
Air flow（m^3/h）	H	850	1020	1360	1700	2040	2380
	M	638	788	1095	1275	1575	1850
	L	425	525	730	850	1050	1250
Cooling Ca.(kw) (Water in 7℃)	H	4.5	5.4	7.2	9	10.8	12.6
Heating Ca.(kw) (Water in 60℃)	H	6.75	8.1	10.8	13.5	16.2	18.9
Noise dB(A)		43	45	46	48	49	52
Power Input（W）		82	102	134	128	152	198
Power Supply		220-240V/1ph/50Hz					
Water pipe for in/out		DN20					
Control way		Wired or remote controller					
Net weight （kg）		26.05	26.4	27	34.3	34.5	35.8
Install whole open size(mm)		730-760mm			840-900		
Hanging anchor size(mm)		757*340			867*420		
Product size		800*800*305			950*950*315		
Packing Size(mm)		860*860*380			1000*1000*380		

Cooling /Air inlet temperature: DB 27℃，WB19.5℃)

Heating/Air inlet temperature:DB 20℃

2-pipe 2 way Cassette FCU



- Remote controller (Standard)
- RS485 master-slave control (Standard)
  One unit could control at most 32 uniots
- Wired controller (Optional)
- WIFI connection (Optional)



Model		FP-51KM-2W	FP-68KM-2W	FP-85KM-2W	FP-102KM-2W	FP-136KM-2W
Cooling Ca.(kw) (Water in 7℃)	H	2.7	3.8	4.5	5.4	7.2
Heating Ca.(kw)(Water in 60℃)	M	4.5	5.5	6.7	8.0	10.8
Air flow(myh)	H/M/L	510/390/260	680/520/400	850/640/490	1020/765/600	1360/1050/800
Power Input （W）		82	102	134	128	152
Runningcurrent(A)		0.23	0.29	0.31	0.38	0.49
Noise dB(A)		43	45	46	48	49
Static pressure (Pa)		12Pa				
Power Supply		220V-50Hz-1Ph				
Control way		Remote controller(Wired as optional)				
Water flow(L/H)		520	620	776	930	1245
Water pressure drop (KPa)		10	11	13	16	20
Water pipe forin/out		DN20				
Unit Size mm		1259*680*340				
Panel Size(mm)		1240*680*30				
Install whole open size(mm)		1172*475mm				

Cooling /Air inlet temperature: DB 27℃ , WB19.5℃

Heating/Air inlet temperature:DB 20℃

130mm Slim Exposed FCU


Wall Mounted


Floor Standing


Ceiling Mounted



Model	YG-10	YG-20	YG-30
Power supply	190-250V, 50/60Hz, 1PH		
Fan speed range	200-2000RPM		
Air Flow (m3/h)	265	420	630
Power Input (w)	14	16	21
Noise (dB)(1200RPM)	34	37	39
Cooling Cap.(W) (7℃)	900	1680	3360
Heating Cap.(W) (45℃)	990	1830	3450
Heating Cap.(W) (60℃)	1560	3000	5650
Water P.D. (Kpa)	12	10	41
Water Flow (m3/h)	0.2	0.3	0.61
Net weight(kg)	15.3	17.9	23.3
Gross weight(kg)	18	21	27
Packing size(mm)	820*670*185	1010*670*185	1290*670*185
Noted	1. All the datas test under the 1200rpm 2.The test condition,cooling:DB24℃ , WB18.7℃ ; heating: 20℃		

More data sheet of Slim FCU

DATA SHEET OF SLIM EXPOSED FCU UNDER DIFFERENT FAN SPEED

Model NO.	YG-10					YG-20					YG-30				
Fan speed	1200	1400	1600	1800	2000	1200	1400	1600	1800	2000	1200	1400	1600	1800	2000
Air flow	265	300	340	370	400	430	500	580	660	740	630	750	860	980	1060
Power Input	14	19	26	32	35	16	23	32	45	62	21	30	44	63	80
Noise	34	35	36	37	38	37	42	45	48	49	39	44	48	49	54
Cooling Cap. (7℃)	0.9	1.1	1.25	1.35	1.4	1.68	1.92	2.15	2.35	2.59	3.36	3.7	4.13	4.4	4.73
Heating Cap. (45℃)	0.99	1.2	1.38	1.4	1.45	1.83	2.07	2.33	2.57	2.73	3.45	3.92	4.37	4.79	5.05
Heating Cap. (60℃)	1.56	1.87	2.12	2.3	2.38	3	3.35	3.74	4.15	4.5	5.65	6.38	7.12	7.77	8.24
Water flow	0.2	0.23	0.26	0.29	0.32	0.3	0.33	0.36	0.39	0.42	0.61	0.65	0.75	0.8	0.85
Water pressure drop	12	12	14	15	16	10	10	12	14	15	41	45	54	63	70

Aura Exposed FCU





Model		Aura-M2	Aura-M3	Aura-M4	Aura-M5
Voltage Range		AC190~250V, 50/60Hz			
Speed Range		200~2200rpm			
Air Volume (m^3/h)		430	630	780	850
Noise (1200 rpm) (dBA)		37	39	41	45
Cooling Capacity (7℃) (W)		1680	2770	3640	3840
Heating Capacity (45℃) (W)		1830	2890	3960	4545
Heating Capacity (60℃) (W)		3000	5050	6180	6490
Water Flow Rate (m^3/h)		0.3	0.61	0.65	0.67
Water Resistance (kPa)		10	41	48	53
Input Power (kW)		16	21	32	40
Weight	Net Weight (kg)	19.8	23.8	27.8	27.8
	Gross Weight (kg)	22.5	26.8	31	31
Package Dimensions (mm)		985 × 613 × 172	1175 × 613 × 172	1365 × 613 × 172	1365 × 613 × 172

235mm 2pipe 3rows Exposed FCU





Model	FP-34TM	FP-51TM	FP-68TM	FP-85TM	FP-102TM	FP-136TM	FP-170TM	FP-204TM	FP-238TM
Cooling Ca. (kw)(Water in 7℃)	1.8	2.7	3.6	4.5	5.4	7.2	9	10.8	12.6
Heating Ca. (kw)(Water in 60℃)	2.7	4.05	5.4	6.75	8.1	10.8	13.5	16.2	18.9
Air flow (m^3/h)	340	510	680	850	1020	1360	1700	2040	2380
Power Input (W)	37	52	62	76	96	134	152	189	228
Noise dB (A)	37	39	41	43	45	46	48	50	52
Motor No.	1					2			
Fan No.	1	2				3	4		
Static pressure (Pa)	12								
Condenser length	450	580	650	760	900	1100	1350	1550	1750
Condenser height (mm)	200								
Condenser Width (mm)	65								
Weight (kg)	13.6	16	17	18.2	21	26.4	31	33.7	36.6
Package length	800	945	990	1110	1270	1460	1690	1890	2070
Package width	180/250								
Package height	560								

4PIPE 4ROWS(3+1)EXPOSED FCU

Model	FP-34TM-4P	FP-51TM-4P	FP-68TM-4P	FP-85TM-4P	FP-102TM-4P	FP-136TM-4P	FP-170TM-4P	FP-204TM-4P	FP-238TM-4P
Cooling Ca. (kw) (Water in 7℃)	1.8	2.7	3.6	4.5	5.4	7.2	9	10.8	12.6
Heating Ca. (kw) (Water in 60℃)	1.88	2.75	3.57	4.25	5.41	6.45	8.62	10.5	12.1
Air flow (m^3/h)	320	490	650	810	980	1310	1630	1980	2300
Power Input (W)	37	52	62	76	96	134	152	189	228
Noise dB (A)	37	39	41	43	45	46	48	50	52
Motor No.	1					2			
Fan No.	1	2				4			
Static pressure (Pa)	12								
Condenser length	450	580	650	760	900	1100	1350	1550	1750
Condenser height(mm)	200								
Condenser Width (mm)	65								
Weight (kg)	13.6	16	17	18.2	21	26.4	31	33.7	36.6
Package length	800	945	990	1110	1270	1460	1690	1890	2070
Package width	180/250								
Package height	560								

219mm Exposed Fan Coil Unit





Model	FP-34HY	FP-51HY	FP-68HY	FP-85HY	FP-102HY	FP-119HY	FP-136HY	FP-170HY	FP-204HY	FP-238HY
Motor power W	25	20	25		40	50	40+25	40+40		50+50
Motor QTY	1						2			
Fan QTY	1	2					3	4		
Static pressure Pa	12 Pa									
Air flow m^3/h	340	510	680	850	1020	1190	1360	1700	2040	2380
Cooling Cap. KW (7°C)	1.8	2.7	3.6	4.5	5.4	6.3	7.2	9	10.8	12.6
Heating Cap. KW (60°C)	2.7	4.05	5.4	6.75	8.1	9.45	10.8	13.5	16.2	18.9
Power Consumption W	36	50	60	74	93	112	130	147	183	221
Noise dba	37	39	41	43	45	46	46	48	50	52
Coil legnth mm	450	580	650	750	900	1000	1100	1350	1550	1750
Coil width mm	210									
Coil thickness mm	39									
Unit lenght mm	933	1083	1133	1234	1384	1484	1585	1835	2036	2237
Unit height mm	575+ (feet 80)									
Unit thickness mm	219									
Net weight kg	16.9	20.4	20.9	22.9	25.9	27.9	29.9	34.9	38.9	42.9
Feet Weight kg	1.1(a couple)									
Package length mm	990	1140	1190	1290	1440	1540	1640	1890	2090	2290
Package width mm	650									
Package thickness mm	270									
Gross weight	20	23.8	24.3	26.5	29.7	31.9	34.0	39.4	43.7	48

Wall hanging FCU-2PGD





- Remote controller (Standard)
- WIFI connection (Optional)
- Modbus RS485 (Optional)



DATA SHEET OF SLIM EXPOSED FCU UNDER DIFFERENT FAN SPEED

Model No.	FP-2PGD	Air Flow	680m³/h
Power Input	33W	Water flow	0.75m³/h
Cooling Cap	3.5KW	Water PD	38KPa
Heating Cap	5.4KW	Noise	33-45dba
Coil size	C type 680mm	Net size	850*205*265mm
N.W.	9.2KG	Package size	905*280*345mm

Motor	Welling brandDC motor	shell Material	HIPSmaterial No color change
AL fins	Hydrophilic golden color AL fins19FPI 0.105mm thick.	Fan	Φ 96 cross fanHeat-resistingmaterialABS+AS+GF
Copper tube	Hydrophilic golden color AL fins19FPI 0.105mm thick.	Control	1.Fault self-detectioncapabilities 2. Cold air protect 3.High Temp. protect

Wall hanging FCU-2PLY



- Remote controller (Standard)
- WIFI connection (Optional)
- Modbus RS485 (Optional)



DATA SHEET OF SLIM EXPOSED FCU UNDER DIFFERENT FAN SPEED

Model No.	FP-2PLY	Air Flow	680m³/h
Power Input	33W	Water flow	0.75m³/h
Cooling Cap	3.6KW	Water PD	38KPa
Heating Cap	5.4KW	Noise	33-45dba
Coil size	C type 650mm	Net size	890*315*188mm
N.W.	9.3KG	Package size	955*390*245mm

Motor	Welling brandDC motor	shell Material	HIPSmaterial No color change
AL fins	Hydrophilic golden color AL fins19FPI 0.105mm thick.	Fan	Φ 94 cross fanHeat-resistingmaterialABS+AS+GF
Copper tube	7*0.26mm 30tubes intotal 5 in 5 out	Control	1.Power cut memory function 2. Cold air protect 3.High Temp. protect 4.Two flap for windless feeling

Wall hanging FCU-3PYJ



- Remote controller (Standard)
- WIFI connection (Optional)
- Modbus RS485 (Optional)



ENERGY SAVING AND ENVIRONMENTAL PROTECTION, SMART FUTURE

Model No.	FP-3PJY	Air Flow	1020m³/h
Power Input	41W	Water flow	0.75m³/h
Cooling Cap	5.42KW	Water PD	38KPa
Heating Cap	9.22KW	Noise	32-46dba
Coil size	C type 750mm	Net size	975*320*235mm
N.W.	13.5KG	Package size	1035*380*285mm

Motor	Welling brandDC motor	shell Material	HIPS material No color change
AL fins	Hydrophilic golden color AL fins 0.105mm thick.	Fan	108 cross fan Heat-resisting material ABS+AS+GF
Copper tube	7*0.32mm 32tubes in total 5 in 5 out	Control	1.Sense and show room&water Temp. 2.Fault self-test 3.High Temp. protect

Technical data of 2 pipe 3 rows fan coil unit





Model			FP-68H	FP-85H	FP-102H	FP-136H	FP-170H	FP-204H	FP-238H	FP-270H	FP-300H	FP-340H	FP-400H	FP-460H
Air flow	H	m^3/h	680	850	1020	1360	1700	2040	2380	2720	3060	3400	4080	4590
	M		510	638	765	1020	1275	1530	1785	2040	2295	2550	3060	3443
	L		340	425	510	680	850	1020	1190	1360	1530	1700	2040	2295
Cooling capacity	H	kW	3.7	4.3	4.9	7.5	9.3	11.4	12.8	14.6	15.9	17.7	20.1	22.6
	M		3	3.5	4	6.1	7.5	9.2	10.4	11.8	12.9	14.3	16.3	18.3
	L		2.2	2.6	2.9	4.5	5.6	6.8	7.7	8.8	9.5	10.6	12.1	13.6
Heating capacity	H	kW	5.5	6.5	7.5	11.3	13.9	16.9	19.1	22.1	24.2	26.7	30.7	34.5
	M		4.4	5.1	5.9	8.9	11	13.4	15.1	17.5	19.2	21.1	24.3	27.3
	L		3	3.6	4.2	6.3	7.7	9.4	10.6	12.2	13.4	14.8	17	19.1
Coil	Type		Red copper tube/hydrophilic aluminum foil fins											
	Maximum workingpressure	MPa	1.6											
	Water flow	m^3/h	0.636	0.744	0.846	1.302	1.608	1.968	2.202	2.52	2.736	3.036	3.456	3.888
	Water pressure drop	kPa	13.6	18.1	22.9	10.8	15.7	26.2	32.1	7.8	9	8.8	11.1	12.7
Fan	Type		Centrifugal Forward Tilting Multi-wing Double-inlet Galvanizing Fan											
	Mount	S	2	2	2	2	2	2	2	2	2	2	2	2
	diameter	mm	145	145	145	180	180	200	200	225	225	225	225	225
Motor	Type		Three-speed single-phase motor											
	Mount	S	1	1	1	1	1	1	1	1	1	1	1	1
	Power supply		AC 1PH-220V-50Hz											
	Insuation grade	Class	B											
Motorinput power		W	88	110	143	202	256	278	333	385	485	573	715	860
Electric current		A	0.4	0.5	0.7	0.9	1.2	1.3	1.5	1.8	2.2	2.6	3.3	3.9
Extermal residual pressure		Pa	60	60	60	80	80	100	100	100	100	100	100	100
Noise		dB(A)	44	45	47	52	52	56	58	58	60	60	60	62
Weight (net weight)		kg	33	34	35	45	56	70	70	90	90	98	98	110
Pipe size	Water inlet	Inch	3/4"FPT											
	Water outlet	Inch	3/4"FPT											
	Drainpipe		φ 15											

AHU- Ceiling Mounted —— Prameter





Model	Rated air volume /m³/h	Power /KW	Number of fans	Rated current/ A	Noise /dba	Number of rows of condenser	External residual pressure /pa	Heating under fresh air conditions (Water in/out : 60/50℃ Air in: 7℃)			Fresh air cooling (Water in/out : 7℃ /12℃ Air in: 35℃)			Return air heating (Water in/out : 60℃ /50℃ Air in: 15℃)			Return air cooling (Water in/out : 7℃ /12℃ Air in: 27℃)		
								Heating Cap./ kw	Water Flow t/h	W.P.D/ Kpa	Cooling cap./ KW	Water Flow t/h	W.P.D/ Kpa	Heating Cap./ kw	Water Flow t/h	W.P.D/ Kpa	Cooling cap./ KW	Water Flow t/h	W.P.D/ Kpa
KD(X)1.5	1500	0.25	1	0.63	60	4Rows	270	15.4	1.3	4	15.4	3.5	12.3	12.5	1.5	4.2	8.4	1.6	6.8
						6Rows	220	20.1	1.7	5.2	20.1	3.7	15.3	18	1.9	5.6	10	2.11	10.1
						8Rows	170	26	2.2	6.2	22.2	3.8	18.6	21.2	2.3	6.9	11.3	2.62	11.8
KD(X)-2	2000	0.32	1	0.8	61	4Rows	290	20.5	1.8	5.6	20.5	4.7	12.6	17.8	1.9	5.5	11.2	1.92	7.2
						6Rows	240	26.8	2.3	6.8	26	5.7	15.9	25	2.3	6.8	15	2.62	11.9
						8Rows	190	34.7	3	7.2	34.7	6.6	12.5	29.5	2.9	7.2	19.5	3.38	13
KD(X)2.5	2500	0.45	1	1.15	63	4Rows	330	25.6	2.3	5.7	25.6	5.8	12.9	21.8	2.3	5.7	13.9	2.39	7.6
						6Rows	280	33.5	3	7.2	33.5	7.1	16.5	30	2.9	7.2	18	3.26	12.5
						8Rows	230	43.4	3.7	8.8	45.4	8.2	18.2	36.1	3.5	8.8	24.6	4.25	14.2
KD(X)-3	3000	0.55	1	1.38	64	4Rows	330	30.8	2.6	10.2	30.8	7	19.9	26.1	2.9	7.9	16.8	2.87	8.1
						6Rows	280	40.2	3.5	11.5	40.2	8.5	27.7	35	3.5	8.9	22	3.91	12.8
						8Rows	230	52.1	4.5	14	52.1	9.85	30.6	44.2	4.2	9.9	29.5	7.06	15.8
KD(X)-4	4000	0.32*2	2	1.6	68	4Rows	290	39	3.5	14	39.9	9.25	23.6	34.8	3.5	9.2	22.1	3.8	9.2
						6Rows	240	53.7	4.6	16.6	53.7	11.3	29.7	50	4.2	13.6	30	5.2	13.5
						8Rows	190	69.4	6	23	69.4	14.9	44	59	5.5	18.6	39.39	7.76	18.7
KD(X)-5	5000	0.37*2	2	1.85	70	4Rows	330	51.2	4.4	17	51.3	11.4	22.8	43.6	4.2	9.9	27.6	4.76	9.8
						6Rows	280	67	5.8	18	67.1	14.1	32	60	5.4	13.9	37	6.5	13.6
						8Rows	230	86	7.5	30	86.6	18.2	57.3	73.7	6.7	20.2	49.1	8.4	20.1
KD(X)-6	6000	0.45*2	2	2.25	72	4Rows	330	61	5.3	8.5	68.8	13.9	27.3	52.3	5.2	10.5	33.26	5.73	10.4
						6Rows	280	80	6.9	12.9	86.9	16.9	42.1	70	6.2	16.78	45	7.81	16.6
						8Rows	230	99	8.9	19	126	20.8	76.1	88.4	7.6	23.8	60.9	8.76	23.8
KD(X)-7	7000	0.75*2	2	3.75	74	4Rows	370	71.8	6.2	7.9	81.9	17.3	34.2	66	6	10	47.6	8.2	10.6
						6Rows	320	93	8.1	12	101.1	21.8	39.3	84	7.3	15.9	50	10	16.7
						8Rows	270	121	10.4	17.9	135.3	25.5	62.2	103.2	11.9	22.3	71.4	12.1	24.2
KD(X)-8	8000	1.1*2	2	5.5	76	4Rows	390	82	7.1	8.5	92	20.1	36.5	72	7.5	10.5	49.6	8.6	12.5
						6Rows	340	107	9.2	12.9	110	24.1	42.5	96	9	16.7	60	10.3	18.5
						8Rows	290	138	11.9	19.3	145.2	27.2	57.9	117	12.5	23.8	82.6	13.2	25.3
KD(X)-10	10000	1.5*2	2	7.5	78	4Rows	430	102	8.8	9.5	114	21.6	33.9	87.1	8.7	9.5	57.6	9.9	14.3
						6Rows	380	134	11.5	14.4	147.2	26.3	47.5	110	9.8	15	78	13.5	19.5
						8Rows	330	163	14.9	21.5	170.2	32.5	59.7	149.4	12.7	16.7	93.9	16.1	26.5
KD(X)-12	12000	1.5*2	2	7.5	80	4Rows	450	123	10.6	10.2	146.9	25.2	35.5	104.5	9	9.9	69.6	12	14.9
						6Rows	400	161	13.8	15.5	173.7	32.6	51	140	11.7	13.9	88	15.1	23.2
						8Rows	350	202	17.9	23	201	37.2	64.4	176	15.2	20.2	112.5	19.3	28.5
KD(X)13.5	13500	1.8*2	2	9	82	4Rows	470	138.5	11.9	11	164	30	38.8	117.6	11.8	10.5	78.3	13.5	14.9
						6Rows	420	181	15.6	19	198	38.3	56	150	13.2	16.7	95	17	24.5
						8Rows	370	214	20	23.8	215	42.2	70.4	199	19.6	23.8	126.4	21.8	29.2
KD(X)-15	15000	2.2*2	2	11	84	4Rows	500	153	13.2	12.1	190	33.5	41	130.7	13	11	87	15	15.2
						6Rows	450	201	17.3	21	211.4	42.5	60	180	15.7	18.5	110	18.9	26.3
						8Rows	400	248	22.41	27.5	240	47.2	70.5	221	22	24.5	140.5	24.2	32

AHU- Vertical Type







Model	Rated air volume /m³/h	Power /KW	Number of fans	Rated current /A	Noise /dba	Number of rows of condenser	Number of rows of condenser	External residual pressure /pa	Heating under fresh air conditions (Water in/out : 60°C /50°C, Air in: 7°C)			Fresh air cooling (Water in/out : 7°C /12°C Air in: 35°C)			Return air heating (Water in/out : 60°C /50°C Air in: 15°C)			Return air cooling (Water in/out : 7°C /12°C Air in: 27°C)		
									Heating Cap./ kw	Water Flow t/h	W.P.D/ Kpa	Cooling cap./ KW	Water Flow t/h	W.P.D /Kpa	Heating Cap. /kw	Water Flow t/h	W.P.D /Kpa	Cooling cap. /KW	Water Flow t/h	W.P.D/ Kpa
KG(X)-02L	2000	0.32	1	0.8	62	410X595	4rows	290	20.5	1.8	5.6	20.5	4.7	12.6	17.8	1.9	5.5	11.2	1.92	7.2
							6rows	240	26.8	2.3	6.8	26	5.7	15.9	25	2.3	6.8	15	2.62	11.9
							8rows	190	34.7	3	7.2	34.7	6.6	12.5	29.5	2.9	7.2	19.5	3.38	13
KG(X)-03L	3000	0.55	1	1.38	64	480X595	4rows	330	30.8	2.6	10.2	30.8	7	19.9	26.1	2.9	7.9	16.8	2.87	8.1
							6rows	280	40.2	3.5	11.5	40.2	8.5	27.7	35	3.5	8.9	22	3.91	12.8
							8rows	230	52.1	4.5	14	52.1	9.85	30.6	44.2	4.2	9.9	29.5	7.06	15.8
KG(X)-04L	4000	0.32X2	2	1.6	68	600X595	4rows	290	39	3.5	14	39.9	9.25	23.6	34.8	3.5	9.2	22.1	3.8	9.2
							6rows	240	53.7	4.6	16.6	53.7	11.3	29.7	50	4.2	13.6	30	5.2	13.5
							8rows	190	69.4	6	23	69.4	14.9	44	59	5.5	18.6	3930	7.76	18.7
KG(X)-05L	5000	0.37X2	2	1.85	70	700X700	4rows	330	51.2	4.4	17	51.3	11.4	22.8	43.6	4.2	9.9	27.6	4.76	9.8
							6rows	280	67	5.8	18	67.1	14.1	32	60	5.4	13.9	37	6.5	13.6
							8rows	230	86	7.5	30	86.6	18.2	57.3	73.7	6.7	20.2	49.1	8.4	20.1
KG(X)-06L	6000	0.45X2	2	2.25	72	800X700	4rows	330	61	5.3	8.5	68.8	13.9	27.3	52.3	5.2	10.5	3326	5.73	10.4
							6rows	280	80	6.9	12.9	86.9	16.9	42.1	70	6.2	16.7	45	7.81	16.6
							8rows	230	99	8.9	19	126	20.8	76.1	88.4	7.6	23.8	60.9	8.76	23.8
KG(X)-07L	7000	0.75X2	2	3.75	74	1000X700	4rows	370	71.8	6.2	7.9	81.9	17.3	34.2	66	6	10	47.6	8.2	10.6
							6rows	320	93	8.1	12	101.1	21.8	39.3	84	7.3	15.9	50	10	16.7
							8rows	270	121	10.4	17.9	135.3	25.5	62.2	103.2	11.9	22.3	71.4	12.1	24.2
KG(X)-08L	8000	1.1X2	2	5.5	76	1100X700	4rows	390	82	7.1	8.5	92	20.1	36.5	72	7.5	10.5	49.6	8.6	12.5
							6rows	340	107	9.2	12.9	110	24.1	42.5	96	9	16.7	60	10.3	18.5
							8rows	290	138	11.9	19.3	145.2	27.2	57.9	117	12.5	23.8	82.6	13.2	25.3
KG(X)-10L	10000	1.5X2	2	7.5	78	1400X700	4rows	430	102	8.8	9.5	114	21.6	33.9	87.1	8.7	9.5	57.6	9.9	14.3
							6rows	380	134	11.5	14.4	147.2	26.3	47.5	110	9.8	15	78	13.5	19.5
							8rows	330	163	14.9	21.5	170.2	32.5	59.7	149	12.7	16.7	93.9	16.1	26.5
KG(X)-12L	12000	1.5X2	2	7.5	80	1500X770	4rows	450	123	10.6	10.2	146.9	25.2	35.5	104.5	9	9.9	69.6	12	14.9
							6rows	400	161	13.8	15.5	173.7	32.6	51	140	11.7	13.9	88	15.1	23.2
							8rows	350	202	17.9	23	201	37.2	64.4	176	15.2	20.2	1126	19.3	28.5
KG(X)-15L	15000	2.2X2	2	11	84	1600X910	4rows	500	153	13.2	12.1	190	33.5	41	130.7	13	11	87	15	15.2
							6rows	450	201	17.3	21	211.4	42.5	60	180	15.7	18.5	110	18.9	26.3
							8rows	400	248	22.4	276	240	47.2	70.5	221	22	24.5	140.5	24.2	32
KG(X)-20L	20000	3X2	2	13	85	1700X1150	4rows	550	266	40.1	85	240	40	85	201	20	70	116	20	70
							6rows	480	317	50	95	302	50	95	220	27	85	150	27	85
							8rows	400	405	68	120	390	68	120	320	35	90	208	35	89

ACCESSORIES




Electric two-way ball valve DN15/DN20



Electric 3-way ball valve DN15/DN20



Y-type ball valve with filter DN20



Two-way ball valve DN20



PICV Two-way valve DN20



Accessories Box 2



Soft joint /DN20
Material: brass
Specifications: length 20\30cm



Material: Stainless steel
Length:20.5cm



Accessories Box 1



External installed drain pump
Length:20cm



Air Inlet or Outlet Grille

COOPERATIVE BRAND



Provide each customer with a dedicated central air conditioning terminal to ensure your project is delivered on schedule

60+ EXPORTING COUNTRIES

SELF-DEVELOPED PRODUCTS, LEADING THE INDUSTRY

LIVE UP TO THE YEARS OF FOCUS ON THE DEEP CULTIVATION AND IMPROVEMENT OF THE FCU